

Gráfico 1 - Motivo 1




Gráfico 2 - Motivo 2

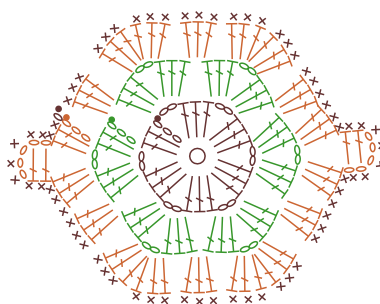


Gráfico3 - Motivo 3

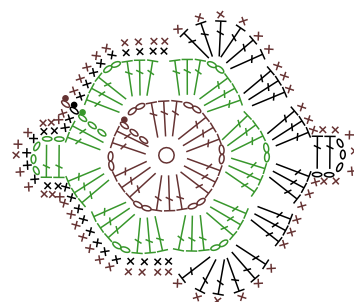


Gráfico 4 - Flor






Gráfico 5 - Acabamento



Esquema de Montagem



Use o contorno com p.b.x. do Motivo 2 para fazer a emenda dos motivos

Legenda

o	Correntinha	■	B. Maxcolor (7311)
┆	Ponto Alto	■	B. Maxcolor (7738)
x	Ponto Baixo	■	B. Maxcolor (7727)
•	Ponto Baixíssimo	■	B. Multicolor (9218)
┆┆┆	Ponto Alto Triplo	■	B. Multicolor (9153)
o	Ponto Baixo Alongado	■	B. Multicolor (9157)
		■	B. Multicolor (9368)