

Charlie's Ark – Pee, the Dog



Materials

100g DK yarn in Cream (or white)

50g DK yarn in Tan

Piece of chunky yarn for eyes (or safety eyes)

Pr 3.25mm (UK10 9 US3) knitting needles

Piece of Tan felt (for pads)

Oddments of yellow, pink, green, blue and purple felt (for ribbon)

Toy stuffing

CAK03 KNITTED PEE

ABBREVIATIONS

beg = begin(ning)
dec = decrease
inc = increase
K = knit
P = purl
rem = remain(ing)
St-st = stocking stitch
sts = stitch(es)
() = stitch count
tog = together
lh ndl = left hand needle

Increasing rows should be worked as follows:

Inc 1st at beg =
K (or P) into the front and back of the first st

Inc 1st at end =
K (or P) to the last st, K (or P) into the front and back of st

Decreasing rows should be worked as follows:

Dec 1st at beg =
K (or P) the first 2sts tog

Dec 1st at end =
K (or P) to the last 2sts, K (or P) 2tog

When working more than 1 inc st at the end of row, follow the example below:

Inc 4sts at end =
Work to the last 4sts, inc 1st in each of the next 4sts

When working more than 1 dec at the end of a row, follow the example below:

Dec 4sts at end =
Work to the last 8sts, [K2tog] 4 times, OR [P2tog] 4 times

Odd numbered rows = Knit
Even numbered rows = Purl

TENSION

Tension of 23sts and 32 rows to 10cm (4in) over st-st on 3.75mm needles

Knit a tension square to check your tension before making Pee.

If you have more than 23sts to 10cm (4in) your tension is too tight and you should change to a larger needle. If you have less than 23sts to 10cm (4in) your tension is too loose and you should change to finer needle.

(A) UNDER MUZZLE

Make 1 in Cream

Cast on 7sts

1st row: K1 row
2nd row: Cast on 2sts at beg, inc 2sts at end (11)
3rd row: Inc 1st at each end (13)
4th row: Inc 1st at each end (15)
5th row: Inc 1st at each end (17)
6th row: Inc 1st at each end (19)
7th row: Inc 1st at each end (21)
8th row: Inc 1st at each end (23)

St-st 2 rows

11th row: Inc 1st at each end (25)
12th row: P1 row
13th row: Inc 1st at each end (27)

St-st 2 rows

16th row: Inc 1st at each end (29)
17th row: K1 row
18th row: P14sts turn

Work on these 14sts only

19th row: Inc 1st at end (15)
20th row: P1 row
21st row: Dec 1st at beg (14)
22nd row: Dec 1st at beg (13)
23rd row: K1 row
24th row: Dec 1st at beg, P1st then [P2tog] 5 times (7)
25th row: Cast off 4sts at beg, dec 1st at end (2)
Cast off.

Rejoin back to row 18

18th row: Dec 1st at beg, p to end (14)
19th row: Inc 1st at beg (15)
20th row: P1 row
21st row: Dec 1st at end (14)
22nd row: Dec 1st at end (13)
23rd row: K1 row
24th row: Cast off 5sts at beg, dec 1st at end (7)
25th row: Dec 1st at beg (6)
26th row: Cast off 3sts at beg, dec 1st at end (2)
Cast off.

(B) RIGHT SIDE UPPER MUZZLE

Make 1 in Cream

Cast on 1st

1st row: K1 row
2nd row: P into the front/back and front of st (3)
3rd row: Inc 1st at each end (5)
4th row: Inc 1st at each end (7)
5th row: Cast on 2sts at beg (9)
6th row: Inc 1st at each end (11)
7th row: Inc 1st at each end (13)
8th row: Inc 1st at each end (15)
9th row: Inc 1st at each end (17)
10th row: Inc 1st at end (18)

11th row: Inc 1st at beg, dec 2sts at end (17)
12th row: Inc 1st at end (18)
13th row: Dec 1st at end (17)
14th row: Dec 1st at beg (16)
15th row: Dec 1st at beg (15)
16th row: Dec 1st at each end (13)
17th row: Dec 1st at beg (12)
18th row: Dec 1st at each end (10)
19th row: Cast on 7sts at beg (17)
20th row: P1 row
21st row: Inc 1st at end (18)
22nd row: Cast on 3sts at beg (21)
23rd row: K1 row
24th row: Cast on 5sts at beg (26)

St-st 4 rows

29th row: Dec 1st at end (25)
30th row: P1 row
31st row: K8sts turn

Work on these 8sts only

32nd row: Dec 1st at end (7)
33rd row: Dec 1st at each end (5)
34th row: Dec 2sts at end (3)
35th row: K3tog (1).
Fasten off.

Rejoin back to row 31

31st row: Dec 1st at beg, k to end (16)

St-st 3 rows

35th row: Dec 5sts at end (11)
36th row: Cast off 7sts at beg (4)
Cast off.

(C) LEFT SIDE UPPER MUZZLE

Make 1 in Cream

Cast on 1st

1st row: K1 row
2nd row: P into the front/back and front of st (3)
3rd row: Inc 1st at each end (5)
4th row: Inc 1st at each end (7)
5th row: Inc 2sts at end (9)
6th row: Inc 1st at each end (11)
7th row: Inc 1st at each end (13)
8th row: Inc 1st at each end (15)
9th row: Inc 1st at each end (17)
10th row: Inc 1st at beg (18)
11th row: Cast off 2sts at beg, inc 1st at end (17)
12th row: Inc 1st at beg (18)
13th row: Dec 1st at beg (17)
14th row: Dec 1st at end (16)
15th row: Dec 1st at end (15)
16th row: Dec 1st at each end (13)
17th row: Dec 1st at end (12)
18th row: Dec 1st at each end (10)
19th row: K1 row
20th row: Cast on 7sts at beg (17)
21st row: Inc 1st at beg (18)
22nd row: Cast on 3sts at end (21)
23rd row: Cast on 5sts at beg (26)

St-st 5 rows

29th row: Dec 1st at beg (25)

30th row: P1 row

31st row: K16sts turn

Work on these 16sts only

St-st 3 rows

35th row: Cast off 5sts at beg (11)

36th row: P1 row

37th row: Cast off 7sts at beg (4)

Cast off.

Rejoin back to row 31

31st row: Cast off 1st at beg, k to end (8)

32nd row: Dec 1st at beg (7)

33rd row: Dec 1st at each end (5)

34th row: Cast off 2sts at beg (3)

35th row: K3tog (1).

Fasten off.

(D) RIGHT FRONT HEAD

Make 1 in Cream

Cast on 2sts

1st row: K1 row

2nd row: Inc 2sts at end (4)

3rd row: Cast on 2sts at beg, inc 1st at end (7)

4th row: Inc 2sts at end (9)

5th row: Cast on 2sts at beg (11)

6th row: Inc 1st at beg, inc 2sts at end (14)

7th row: Dec 1st at beg (13)

8th row: P1 row

9th row: Cast off 2sts at beg, inc 1st at end (12)

10th row: P1 row

11th row: Cast on 6sts at beg (18)

12th row: P1 row

13th row: Inc 1st at beg (19)

14th row: P1 row

15th row: Inc 1st at beg (20)

16th row: P1 row

17th row: Inc 1st at beg (21)

St-st 2 rows

20th row: Inc 1st at end (22)

St-st 2 rows

23rd row: Inc 1st at beg (23)

24th row: P 3sts turn

Work on these 3sts only

25th row: Dec 1st at beg (2)

26th row: P2tog (1).

Fasten off.

Rejoin back to row 24

24th row: Cast off 5sts at beg, p to end (15)

25th row: Dec 1st at end (14)

26th row: Inc 1st at end (15)

27th row: K1 row

28th row: Dec 1st at beg (14)

29th row: Inc 1st at beg (15)

St-st 3 rows

Cast off.

(E) LEFT FRONT HEAD

Make 1 in Cream

Cast on 2sts

1st row: K1 row

2nd row: Cast on 2sts at beg (4)

3rd row: Inc 1st at beg, inc 2sts at end (7)

4th row: Cast on 2sts at beg (9)

5th row: Inc 2sts at end (11)

6th row: Cast on 2sts at beg, inc 1st at end (14)

7th row: Dec 1st at end (13)

8th row: P1 row

9th row: Inc 1st at beg, dec 2sts at end (12)

10th row: Cast on 5sts at beg (17)

St-st 2 rows

13th row: Inc 1st at end (18)

14th row: P1 row

15th row: Inc 1st at end (19)

16th row: P1 row

17th row: Inc 1st at end (20)

St-st 2 rows

20th row: Inc 1st at beg (21)

St-st 2 rows

23rd row: Inc 1st at end (22)

St-st 2 rows

26th row: Inc 1st at beg (23)

27th row: Dec 1st at beg (22)

28th row: P1 row

29th row: Inc 1st at end (23)

St-st 3 rows

Cast off.

(F) EYE PATCH

Make 1 in Taupe

Cast on 10sts

St-st 9 rows

10th row Dec 1st at each end (8)

11th row: K1 row

12th row: Dec 1st at each end (6)

13th row: Dec 1st at each end (4)

Cast off.

(G) RIGHT BACK HEAD

Make 1 in Cream

Cast on 15sts

1st row: K1 row

2nd row: Inc 1st at each end (17)

3rd row: K1 row

4th row: Inc 1st at each end (19)

5th row: K1 row

6th row: Inc 1st at end (20)

7th row: Inc 1st at end (21)

8th row: Inc 1st at end (22)

St-st 2 rows

11th row: Dec 1st at beg, inc 1st at end (22)

12th row: P1 row

13th row: Dec 1st at beg (21)

14th row: P1 row

15th row: Dec 1st at beg (20)

16th row: P1 row

17th row: Dec 1st at beg (19)

18th row: Inc 1st at beg (20)

19th row: K1 row

20th row: Dec 1st at end (19)

21st row: Dec 1st at beg (18)

St-st 2 rows

24th row: Dec 1st at end (17)

25th row: K1 row

26th row: Dec 1st at end (16)

St-st 2 rows

29th row: Dec 1st at beg (15)

30th row: P1 row

31st row: K4sts turn

Work on these 4sts only

32nd row: Dec 1st at each end (2)

33rd row: K1 row

34th row: P2tog (1)

Fasten off.

Rejoin back to row 31

31st row: Cast of 1st at beg k to end (10)

32nd row: Dec 1st at end (9)

St-st 3 rows

36th row: Dec 2sts at end (7)

37th row: Cast off 2sts at beg (5)

Cast off.

(H) LEFT BACK HEAD

Make 1 in Cream

Cast on 15sts

1st row: K1 row

2nd row: Inc 1st at each end (17)

3rd row: K1 row

4th row: Inc 1st at each end (19)

5th row: K1 row

6th row: Inc 1st at beg (20)

7th row: Inc 1st at beg (21)

8th row: Inc 1st at beg (22)

St-st 2 rows

11th row: Inc 1st at beg, dec 1st at end (22)

12th row: P1 row

13th row: Dec 1st at end (21)

14th row: P1 row

15th row: Dec 1st at end (20)

16th row: P1 row

17th row: Dec 1st at end (19)

18th row: Inc 1st at end (20)

19th row: K1 row

20th row: Dec 1st at beg (19)

21st row: Dec 1st at end (18)

St-st 2 rows

24th row: Dec 1st at end (17)

25th row: K1 row
 26th row: Dec 1st at beg (16)
 St-st 2 rows
 29th row: Dec 1st at end (15)
 30th row: P1 row
 31st row: K10sts turn
 Work on these 10sts only
 32nd row: Dec 1st at beg (9)
 St-st 3 rows
 36th row: Cast off 2sts at beg (7)
 37th row: Dec 2sts at end (5)
 Cast off.
 Rejoin back to row 31
 31st row: Cast off 1st at beg, k to end (4)
 32nd row: Dec 1st at each end (2)
 33rd row: K1 row
 34th row: P2tog (1)
 Fasten off.

(I) RIGHT OUTER EAR

(K) LEFT INSIDE EAR

Make 2 in Taupe (1 of each)
 Cast on 3sts

1st row: K1 row
 2nd row: Cast on 2sts at beg, inc 1st at end (6)
 3rd row: Inc 1st at beg, inc 2sts at end (9)
 4th row: Cast on 2sts at beg (11)
 5th row: Inc 1st at end (12)
 6th row: Cast on 2sts at beg, dec 1st at end (13)
 7th row: Inc 1st at end (14)
 8th row: Inc 1st at beg (15)
 9th row: Dec 1st at beg, inc 1st at end (15)
 10th row: P1 row
 11th row: Dec 1st at beg, inc 1st at end (15)
 12th row: P1 row
 13th row: Inc 1st at end (16)
 14th row: Dec 1st at end (15)
 15th row: Inc 1st at end (16)
 St-st 3 rows
 19th row: Inc 1st at end (17)
 St-st 3 rows
 23rd row: Inc 1st at beg (18)
 St-st 3 rows
 27th row: Inc 1st at beg (19)
 St-st 3 rows
 31st row: Dec 1st at end (18)
 St-st 2 rows
 34th row: Dec 1st at beg (17)
 St-st 2 rows
 37th row: Dec 1st at end (16)
 38th row: P1 row
 39th row: Dec 1st at beg (15)

St-st 4 rows
 44th row: Dec 1st at each end (13)
 St-st 2 rows
 47th row: Dec 1st at beg (12)
 St-st 3 rows
 51st row: Dec 1st at beg (11)
 St-st 3 rows
 55th row: Dec 1st at beg (10)
 56th row: P1 row
 57th row: K4sts turn
 Work on these 4sts only
 58th row: P1 row
 59th row: Cast off 2sts at beg (2)
 60th row: P2tog (1)
 Fasten off.
 Rejoin back to row 57
 57th row: Cast off 1st at beg (5)
 58th row: P1 row
 59th row: Dec 1st at beg, dec 1st at end (3)
 60th row: P3tog (1)
 Fasten off.

(J) RIGHT INSIDE EAR

(L) LEFT OUTER EAR

Make 1 in Taupe (Right)
 Make 1 in Cream (Left)
 Cast on 3sts

1st row: K1 row
 2nd row: Inc 1st at beg, inc 2sts at end (6)
 3rd row: Cast on 2sts at beg, Inc 1st at end (9)
 4th row: Inc 2sts at end (11)
 5th row: Inc 1st at beg (12)
 6th row: Dec 1st at beg, inc 2sts at end (13)
 7th row: Inc 1st at beg (14)
 8th row: Inc 1st at end (15)
 9th row: Inc 1st at beg, dec 1st at end (15)
 10th row: P1 row
 11th row: Inc 1st at beg, dec 1st at end (15)
 12th row: P1 row
 13th row: Inc 1st at beg (16)
 14th row: Dec 1st at beg (15)
 15th row: Inc 1st at beg (16)
 St-st 3 rows
 19th row: Inc 1st at beg (17)
 St-st 3 rows
 23rd row: Inc 1st at end (18)
 St-st 3 rows
 27th row: Inc 1st at end (19)
 St-st 3 rows
 31st row: Dec 1st at beg (18)
 St-st 2 rows
 34th row: Dec 1st at beg (17)

St-st 2 rows
 37th row: Dec 1st at beg (16)
 38th row: P1 row
 39th row: Dec 1st at end (15)
 St-st 4 rows
 44th row: Dec 1st at each end (13)
 St-st 2 rows
 47th row: Dec 1st at end (12)
 St-st 3 rows
 51st row: Dec 1st at end (11)
 St-st 3 rows
 55th row: Dec 1st at end (10)
 56th row: P1 row
 57th row: K5sts turn
 Work on these 5sts only
 58th row: P1 row
 59th row: Cast off 2sts at beg (3)
 60th row: P3tog (1)
 Fasten off.
 Rejoin back to row 57
 57th row: Cast off 1st at end (4)
 58th row: P1 row
 59th row: [K2tog] twice (2)
 60th row: P2tog (1)
 Fasten off.

(M) RIGHT SIDE BODY

Make 1 in Cream
 Cast on 3sts

1st row: K1 row
 2nd row: Inc 1st at beg, inc 3sts at end (7)
 3rd row: Cast on 3sts at beg, inc 1st at end (11)
 4th row: Inc 1st at beg, inc 3sts at end (15)
 5th row: Cast on 2sts at beg, inc 1st at end (18)
 6th row: Inc 1st at beg, inc 3sts at end (22)
 7th row: Cast on 3sts at beg (25)
 8th row: Inc 1st at beg, inc 4sts at end (30)
 9th row: Cast on 3sts at beg, Inc 1st at end (34)
 10th row: Inc 1st at beg, inc 3sts at end (38)
 11th row: Cast on 3sts at beg, inc 1st at end (42)
 12th row: Inc 1st at beg, inc 2sts at end (45)
 13th row: Inc 1st at each end (47)
 14th row: Inc 1st at each end (49)
 15th row: Inc 1st at beg (50)
 16th row: Inc 1st at end (51)
 17th row: Inc 1st at beg, dec 1st at end (51)
 18th row: Inc 1st at end (52)
 19th row: K1 row
 20th row: Inc 1st at end (53)

21st row: Inc 1st at beg (54)
 22nd row: P1 row
 23rd row: Inc 1st at beg (55)
 St-st 2 rows
 26th row: Inc 1st at end (56)
 27th row: K1 row
 28th row: Inc 1st at end (57)
 29th row: K1 row
 30th row: Inc 1st at end (58)
 31st row: Inc 1st at beg (59)
 32nd row: Inc 1st at end (60)
 33rd row: K32sts turn
 Work on these 32sts only
 34th row: Inc 1st at each end (34)
 35th row: Dec 1st at beg (33)
 36th row: Dec 1st at end (32)
 37th row: Dec 1st at beg, inc 1st at end (32)
 38th row: P1 row
 39th row: Dec 1st at beg, inc 1st at end (32)
 40th row: Dec 1st at end (31)
 41st row: Dec 1st at beg (30)
 42nd row: Inc 1st at beg, dec 1st at end (30)
 43rd row: K5sts turn
 Work on these 5sts only
 44th row: Dec 1st at each end (3)
 45th row: K3tog (1)
 46th row: P1 row (1)
 Fasten off.
 Rejoin back to row 43
 43rd row: Cast off 1st at beg (24)
 44th row: P1 row
 45th row: Inc 1st at each end (26)
 46th row: P1 row
 47th row: Inc 1st at beg (27)
 48th row: Inc 1st at beg (28)
 49th row: Dec 1st at beg (27)
 50th row: Inc 1st at beg, dec 1st at end (27)
 51st row: Dec 1st at beg (26)
 52nd row: Inc 1st at beg (27)
 53rd row: Dec 1st at beg (26)
 54th row: Inc 1st at beg, dec 1st at end (26)
 55th row: Dec 1st at beg (25)
 56th row: Inc 1st at beg, dec 1st at end (25)
 57th row: K1 row
 58th row: Dec 1st at each end (23)
 59th row: Cast off 2sts at end (21)
 60th row: Dec 1st at each end (19)
 61st row: Dec 1st at each end (17)
 62nd row: Dec 1st at each end (15)
 63rd row: Dec 1st at each end (13)
 64th row: Cast off 2sts at beg, dec 1st at end (10)
 65th row: Dec 1st at each end (8)
 66th row: Dec 1st at each end (6)
 67th row: Dec 1st at each end (4)
 68th row: Dec 1st at each end (2)

69th row: K2tog (1)
 Fasten off.
 Rejoin back to row 33
 33rd row: Cast off 1st at beg k to end (27)
 34th row: Dec 1st at end (26)
 35th row: K1 row
 36th row: P17sts, cast off 1st dec 1st at end
 Work on these last 7sts only.
 37th row: K1 row
 38th row: Dec 1st at each end (5)
 39th row: Dec 1st at each end (3)
 40th row: Dec 1st at end (2)
 Cast off.
 Rejoin back to row 37
 37th row: K to end of (17)
 38th row: P1 row
 39th row: Inc 1st at end (18)
 St-st 3 rows
 43rd row: Dec 1st at beg (17)
 St-st 2 rows
 46th row: Inc 1st at beg (18)
 St-st 3 rows
 50th row: Inc 1st at beg (19)
 51st row: Inc 1st at end (20)
 52nd row: Inc 1st at beg (21)
 53rd row: Inc 1st at end (22)
 54th row: P1 row
 55th row: Inc 1st at end (23)
 56th row: Inc 1st at beg (24)
 St-st 3 rows
 60th row: Inc 1st at beg (25)
 St-st 3 rows
 64th row: Inc 1st at beg (26)
 65th row: K1 row
 Cast off.

(N) LEFT SIDE BODY

Make 1 in Cream
 Cast on 3sts
 1st row: K1 row
 2nd row: Cast on 3sts at beg, inc 1st at end (7)
 3rd row: Inc 1st at beg, inc 3sts at end (11)
 4th row: Cast on 3sts at beg, inc 1st at end (15)
 5th row: Inc 1st at beg, inc 2sts at end (18)
 6th row: Cast on 3sts at beg, inc 1st at end (22)
 7th row: Inc 3sts at end (25)
 8th row: Cast on 4sts at beg, inc 1st at end (30)
 9th row: Inc 1st at beg, inc 3sts at end (34)
 10th row: Inc 3sts at beg, inc 1st at end (38)

11th row: Inc 1st beg, inc 3sts at end (42)
 12th row: Cast on 2sts at beg, inc 1st at end (45)
 13th row: Inc 1st at each end (47)
 14th row: Inc 1st at each end (49)
 15th row: Inc 1st at end (50)
 16th row: Inc 1st at beg (51)
 17th row: Dec 1st at beg, inc 1st at end (51)
 18th row: Inc 1st at beg (52)
 19th row: K1 row
 20th row: Inc 1st at beg (53)
 21st row: Inc 1st at end (54)
 22nd row: P1 row
 23rd row: Inc 1st at end (55)
 St-st 2 rows
 26th row: Inc 1st at beg (56)
 27th row: K1 row
 28th row: Inc 1st at beg (57)
 29th row: K1 row
 30th row: Inc 1st at beg (58)
 31st row: Inc 1st at end (59)
 32nd row: Inc 1st at beg (60)
 33rd row: K27sts turn
 Work on these 27sts only
 34th row: Dec 1st at beg (26)
 35th row: K17sts turn
 Work on these 17sts only
 St-st 3 rows
 39th row: Inc 1st at beg (18)
 St-st 3 rows
 43rd row: Dec 1st at end (17)
 St-st 2 rows
 46th row: Inc 1st at end (18)
 St-st 3 rows
 50th row: Inc 1st at end (19)
 51st row: Inc 1st at beg (20)
 52nd row: Inc 1st at end (21)
 53rd row: Inc 1st at beg (22)
 54th row: P1 row
 55th row: Inc 1st at beg (23)
 56th row: Inc 1st at end (24)
 St-st 3 rows
 60th row: Inc 1st at end (25)
 St-st 3 rows
 64th row: Inc 1st at end (26)
 65th row: K1 row
 Cast off.
 Rejoin back to row 35
 35th row: Cast off 1st at beg k7sts turn (8)
 Work on these last 8sts only
 36th row: Dec 1st at beg (7)
 37th row: K1 row
 38th row: Dec 1st at each end (5)
 39th row: Dec 1st at each end (3)
 40th row: Dec 1st at beg (2)
 Cast off.
 Rejoin back to row 33

33rd row: Cast off 1st at beg, k to end (32)
 34th row: Inc 1st at each end (34)
 35th row: Dec 1st at end (33)
 36th row: Dec 1st at beg (32)
 37th row: Inc 1st at beg, dec 1st at end (32)
 38th row: P1 row
 39th row: Inc 1st at beg, dec 1st at end (32)
 40th row: Dec 1st at beg (31)
 41st row: Dec 1st at end (30)
 42nd row: Dec 1st at beg, inc 1st at end (30)
 43rd row: K24sts, cast off 1st K to end

Work on these last 5sts only

44th row: Dec 1st at each end (3)
 45th row: K3tog (1)
 46th row: P1 row (1)
 Fasten off.

Rejoin back to row 44

44th row: P1 row (24)
 45th row: Inc 1st at each end (26)
 46th row: P1 row
 47th row: Inc 1st at end (27)
 48th row: Inc 1st at end (28)
 49th row: Dec 1st at end (27)
 50th row: Dec 1st at beg, inc 1st at end (27)
 51st row: Dec 1st at end (26)
 52nd row: Inc 1st at end (27)
 53rd row: Dec 1st at end (26)
 54th row: Dec 1st at beg, inc 1st at end (26)
 55th row: Dec 1st at end (25)
 56th row: Dec 1st at beg, inc 1st at end (25)
 57th row: K1 row
 58th row: Dec 1st at each end (23)
 59th row: Dec 1st at each end (21)
 60th row: Dec 1st at each end (19)
 61st row: Dec 1st at each end (17)
 62nd row: Dec 1st at each end (15)
 63rd row: Dec 1st at each end (13)
 64th row: Dec 1st at beg, dec 2sts at end (10)
 65th row: Dec 1st at each end (8)
 66th row: Dec 1st at each end (6)
 67th row: Dec 1st at each end (4)
 68th row: Dec 1st at each end (2)
 69th row: K2tog (1)
 Fasten off.

(O) RIGHT FRONT INSIDE LEG

Make 1 in Cream
 Cast on 26sts

St-st 4 rows

5th row: Dec 1st at end (25)

St-st 2 rows

8th row: Dec 1st at beg (24)
 9th row: K1 row
 10th row: Dec 1st at beg (23)
 11th row: K1 row
 12th row: Dec 1st at beg (22)
 13th row: K1 row
 14th row: Dec 1st at beg (21)
 15th row: Dec 1st at end (20)
 16th row: Dec 1st at beg (19)
 17th row: Dec 1st at end (18)
 St-st 17 rows
 35th row: Cast off 8sts at beg, k to end (10)
 36th row: Dec 1st at end (9)
 37th row: Dec 1st at beg (8)
 38th row: P1 row
 39th row: Dec 1st at beg (7)
 40th row: P1 row
 41st row: Dec 1st at beg (6)
 42nd row: P1 row
 43rd row: Dec 1st at beg (5)
 44th row: P1 row
 45th row: Dec 1st at each end (3)
 46th row: Dec 1st at beg (2)
 Cast off.

(P) LEFT FRONT INSIDE LEG

Make 1 in Cream
 Cast on 26sts

St-st 4 rows

5th row: Dec 1st at beg (25)

St-st 2 rows

8th row: Dec 1st at end (24)
 9th row: K1 row
 10th row: Dec 1st at end (23)
 11th row: K1 row
 12th row: Dec 1st at end (22)
 13th row: K1 row
 14th row: Dec 1st at end (21)
 15th row: Dec 1st at beg (20)
 16th row: Dec 1st at end (19)
 17th row: Dec 1st at beg (18)

St-st 16 rows

34th row: Cast off 7sts at beg, p to end (11)
 35th row: Dec 1st at end (10)
 36th row: Dec 1st at beg (9)
 37th row: Dec 1st at end (8)
 38th row: P1 row
 39th row: Dec 1st at end (7)
 40th row: P1 row
 41st row: Dec 1st at end (6)
 42nd row: P1 row
 43rd row: Dec 1st at end (5)
 44th row: P1 row
 45th row: Dec 1st at each end (3)
 46th row: Dec 1st at end (2)
 Cast off.

(Q) RIGHT FRONT PAW PAD (R) LEFT FRONT PAW PAD

Make 2 in Cream (1 of each)
 Cast on 5sts

1st row: K1 row
 2nd row: Cast on 2sts at beg, inc 2sts at end (9)
 3rd row: Inc 1st at each end (11)
 4th row: P1 row
 5th row: Inc 1st at each end (13)
 6th row: P1 row
 7th row: Inc 1st at each end (15)
 8th row: P1 row
 9th row: Inc 1st at each end (17)
 St-st 8 rows
 18th row: Dec 1st at each end (15)
 St-st 2 rows
 21st row: Dec 1st at each end (13)
 22nd row: P1 row
 23rd row: Dec 1st at each end (11)
 24th row: Dec 1st at each end (9)
 25th row: Cast off 2sts at beg, dec 2sts at end (5)
 Cast off.

(U) RIGHT BACK UPPER PAW

(V) LEFT BACK UPPER PAW

Make 2 in Cream (1 of each)

FIRST PIECE

Cast on 10sts

St-st 10 rows

11th row: Inc 1st at beg (11)
 12th row: P1 row
 13th row: Inc 1st at beg (12)
 14th row: P1 row
 15th row: Inc 1st at beg (13)
 16th row: P1 row
 17th row: Cast on 2sts at beg, dec 1st at end (14)
 18th row: Inc 1st at end (15)
 Break yarn.
 Leave sts on lh ndl

SECOND PIECE

Cast on 10sts on lh ndl

St-st 10 rows

11th row: Inc 1st at end (11)
 12th row: P1 row
 13th row: Inc 1st at end (12)
 14th row: P1 row
 15th row: Inc 1st at end (13)
 16th row: P1 row
 17th row: Dec 1st at beg, inc 2sts at end (14)
 18th row: Inc 1st at beg (15)

Join pieces together on the next row as follows

19th row: K14sts, inc 1st in the next st, k to end (31)

St-st 5 rows

25th row: Dec 1st at each end (29)

St-st 3 rows

29th row: Dec 1st at each end (27)

St-st 2 rows

32nd row: Dec 1st at each end (25)

33rd row: K12sts turn

Work on these 12sts only

34th row: Dec 1st at end (11)

35th row: Dec 1st at beg (10)

36th row: Dec 1st at beg (9)

37th row: Dec 1st at each end (7)

38th row: P1 row

39th row: Dec 1st at beg (6)

40th row: Dec 1st at each end (4)

41st row: Dec 1st at each end (2)

42nd row: P2tog (1)

Fasten off.

Rejoin back to row 33

33rd row: cast off 1sts at beg, k to end (12)

34th row: Dec 1st at beg (11)

35th row: Dec 1st at end (10)

36th row: Dec 1st at end (9)

37th row: Dec 1st at each end (7)

38th row: P1 row

39th row: Dec 1st at end (6)

40th row: Dec 1st at each end (4)

41st row: Dec 1st at each end (2)

42nd row: P2tog (1)

Fasten off.

(W) RIGHT BACK PAW PAD

(X) LEFT BACK PAW PAD

Make 2 in Cream (1 of each)

Cast on 7sts

1st row: K1 row

2nd row: Inc 1st at each end (9)

3rd row: Cast on 2sts at beg, inc 2sts at end (13)

4th row: P1 row

5th row: Inc 1st at each end (15)

6th row: P1 row

7th row: Inc 1st at each end (17)

8th row: P1 row

9th row: Inc 1st at each end (19)

St-st 2 rows

12th row: Inc 1st at each end (21)

St-st 9 rows

22nd row: Dec 1st at each end (19)

St-st 2 rows

25th row: Dec 1st at each end (17)

26th row: P1 row

27th row: Dec 1st at each end (15)

28th row: Dec 1st at each end (13)

29th row: Cast off 2sts at beg, dec 2sts at end (9)

30th row: Cast off 2sts at beg, dec 2sts at end (5)

Cast off.

(S) RIGHT BACK INSIDE LEG

Make 1 in Cream

Cast on 2sts

1st row: K1 row

2nd row: Inc 1st at end (3)

3rd row: Cast on 2sts at beg, inc 1st at end (6)

4th row: Inc 2sts at end (8)

5th row: Inc 1st at each end (10)

6th row: Inc 2sts at end (12)

7th row: Cast on 2sts at beg, inc 1st at end (15)

8th row: Inc 1st at end (16)

9th row: Inc 1st at beg (17)

10th row: Inc 1st at each end (19)

11th row: Cast on 2sts at beg (21)

12th row: Inc 1st at each end (23)

13th row: K1 row

14th row: Inc 1st at beg, dec 1st at end (23)

St-st 2 rows

17th row: Dec 1st at beg, inc 1st at end (23)

18th row: P1 row

19th row: Inc 1st at end (24)

20th row: Inc 1st at beg, dec 1st at end (24)

21st row: K1 row

22nd row: Inc 1st at beg (25)

23rd K1 row

24th row: Inc 1st at beg, dec 1st at end (25)

25th row: K13sts turn

Work on these 13sts only

St-st 2 rows

28th row: Dec 1st at beg (12)

29th row: Dec 1st at beg (11)

30th row: Dec 1st at beg (10)

St-st 2 rows

33rd row: Dec 1st at each end (8)

34th row: P1 row

35th row: Dec 1st at end (7)

36th row: P1 row

37th row: Dec 1st at beg (6)

38th row: Dec 1st at beg (5)

39th row: K1 row

40th row: Dec 1st at each end (3)

Cast off.

Rejoin back to row 25

25th row: Cast off 1st at beg (11)

26th row: P1 row

27th row: Dec 1st at end (10)

28th row: Cast off 2sts at beg, dec 1st at end (7)

Cast off.

(T) LEFT BACK INSIDE LEG

Make 1 in Cream

Cast on 2sts

1st row: K1 row

2nd row: Inc 1st at beg (3)

3rd row: Inc 1st at beg, inc 2sts at end (6)

4th row: Cast on 2sts at beg (8)

5th row: Inc 1st at each end (10)

6th row: Cast on 2sts at beg (12)

7th row: Inc 1st at beg, inc 2sts at end (15)

8th row: Inc 1st at beg (16)

9th row: Inc 1st at end (17)

10th row: Inc 1st at each end (19)

11th row: Inc 2sts at end (21)

12th row: Inc 1st at each end (23)

13th row: K1 row

14th row: Dec 1st at beg, inc 1st at end (23)

St-st 2 rows

17th row: Inc 1st at beg, dec 1st at end (23)

18th row: P1 row

19th row: Inc 1st at beg (24)

20th row: Dec 1st at beg, inc 1st at end (24)

21st row: K1 row

22nd row: Inc 1st at end (25)

23rd K1 row

24th row: Dec 1st at beg, inc 1st at end (25)

25th row: K11sts turn

Work on these 11sts only

26th row: P1 row

27th row: Dec 1st at beg (10)

28th row: Dec 1st at beg, dec 2sts at end (7)

Cast off.

Rejoin back to row 25

25th row: Cast off 1st at beg, k to end (13)

St-st 2 rows

28th row: Dec 1st at end (12)

29th row: Dec 1st at end (11)

30th row: Dec 1st at end (10)

St-st 2 rows

33rd row: Dec 1st at each end (8)

34th row: P1 row

35th row: Dec 1st at beg (7)

36th row: P1 row

37th row: Dec 1st at end (6)

38th row: Dec 1st at end (5)

39th row: K1 row

40th row: Dec 1st at each end (3)

Cast off.

(Y) RIGHT SIDE TUMMY

Make 1 in Cream

Cast on 1st

1st row: K1 row
2nd row: P into the front and back of st (2)
3rd row: Inc 1st at end (3)
4th row: Inc 1st at each end (5)
5th row: Inc 1st at end (6)
6th row: Inc 1st at each end (8)
7th row: Inc 1st at end (9)
8th row: Inc 1st at each end (11)
9th row: Inc 1st at end (12)
10th row: Inc 1st at beg (13)
11th row: Inc 1st at each end (15)
12th row: P1 row
13th row: Inc 1st at beg (16)
14th row: Dec 1st at beg (15)
15th row: K1 row
16th row: Dec 1st at beg, inc 1st at end (15)
St-st 3 rows
20th row: Dec 1st at beg, inc 1st at end (15)
St-st 3 rows
24th row: Inc 1st at end (16)
St-st 3 rows
28th row: Inc 1st at each end (18)
St-st 2 rows
31st row: Inc 1st at end (19)
32nd row: P1 row
33rd row: Inc 1st at end (20)
St-st 2 rows
36th row: Inc 1st at beg (21)
St-st 4 rows
41st row: Dec 1st at beg (20)
St-st 5 rows
47th row: Dec 1st at beg (19)
St-st 2 rows
50th row: Dec 1st at beg (18)
51st row: Dec 2sts at end (16)
52nd row: Dec 1st at each end (14)
53rd row: Dec 1st at end (13)
54th row: P1 row
55th row: Dec 1st at end (12)
56th row: Dec 1st at end (11)
St-st 4 rows
61st row: Dec 1st at beg, inc 1st at end (11)
St-st 3 rows
65th row: Inc 1st at end (12)
66th row: P1 row
67th row: Inc 1st at end (13)
68th row: P1 row
69th row: Inc 1st at end (14)
70th row: Inc 1st at beg (15)
71st row: Dec 1st at end (14)
72nd row: P1 row
73rd row: Dec 1st at end (13)
74th row: P1 row
75th row: Dec 1st at end (12)

76th row: Inc 1st at end (13)
77th row: Dec 1st at end (12)
78th row: Dec 2sts at end (10)
79th row: Cast off 5sts at beg, dec 1st at end (4)
80th row: [P2tog] twice (2)
Cast off.

(Z) LEFT SIDE TUMMY

Make 1 in Cream

Cast on 1st

1st row: K1 row
2nd row: P into the front and back of st (2)
3rd row: Inc 1st at beg (3)
4th row: Inc 1st at each end (5)
5th row: Inc 1st at end (6)
6th row: Inc 1st at each end (8)
7th row: Inc 1st at beg (9)
8th row: Inc 1st at each end (11)
9th row: Inc 1st at beg (12)
10th row: Inc 1st at end (13)
11th row: Inc 1st at each end (15)
12th row: P1 row
13th row: Inc 1st at end (16)
14th row: Dec 1st at end (15)
15th row: K1 row
16th row: Inc 1st at beg, dec 1st at end (15)
St-st 3 rows
20th row: Inc 1st at beg, dec 1st at beg (15)
St-st 3 rows
24th row: Inc 1st at beg (16)
St-st 3 rows
28th row: Inc 1st at each end (18)
St-st 2 rows
31st row: Inc 1st at beg (19)
32nd row: P1 row
33rd row: Inc 1st at beg (20)
St-st 2 rows
36th row: Inc 1st at end (21)
St-st 4 rows
41st row: Dec 1st at end (20)
St-st 5 rows
47th row: Dec 1st at end (19)
St-st 2 rows
50th row: Dec 1st at end (18)
51st row: Cast off 2sts at beg (16)
52nd row: Dec 1st at each end (14)
53rd row: Dec 1st at beg (13)
54th row: P1 row
55th row: Dec 1st at beg (12)
56th row: Dec 1st at beg (11)
St-st 4 rows
61st row: Inc 1st at beg, dec 1st at end (11)
St-st 3 rows

65th row: Inc 1st at beg (12)
66th row: P1 row
67th row: Inc 1st at beg (13)
68th row: P1 row
69th row: Inc 1st at beg (14)
70th row: Inc 1st at end (15)
71st row: Dec 1st at beg (14)
72nd row: P1 row
73rd row: Dec 1st at beg (13)
74th row: P1 row
75th row: Dec 1st at beg (12)
76th row: Inc 1st at beg (13)
77th row: Dec 1st at beg (12)
78th row: Cast off 2sts at beg (10)
79th row: Dec 1st at beg, dec 2sts at end (7)
80th row: Cast off 5sts at beg (2)
Cast off.

(AA) TAIL

Make 1 in Cream

Cast on 2sts

1st row: K1 row
2nd row: Inc 1st at each end (4)
3rd row: K1 row
4th row: Inc 1st at each end (6)
5th row: K1 row
6th row: Inc 1st at each end (8)
7th row: K1 row
8th row: Inc 1st at each end (10)
St-st 2 rows
11th row: Inc 1st at beg, k3sts (5) turn
Work on these 5sts only
12th row: Dec 1st at beg (4)
13th row: Dec 1st at end (3)
14th row: Inc 1st at each end (5)
15th row: K1 row, then cast on 4sts at end (9)
Break yarn and rejoin back to row 11
11th row: Cast off 2sts at beg, inc 1st at end (5)
12th row: Dec 1st at end (4)
13th row: Dec 1st at beg (3)
14th row: Inc 1st at each end (5)
15th row: K1 row

Join pieces together on the next row as follows

16th row: P across all sts on row (14)
17th row: Inc 1st at each end (16)
St-st 2 rows
20th row: Inc 1st at each end (18)
St-st 3 rows
24th row: Inc 1st at each end (20)
St-st 3 rows
28th row: Inc 1st at each end (22)
St-st 3 rows
32nd row: Inc 1st at each end (24)
St-st 3 rows

36th row: Inc 1st at each end (26)

37th row: K1 row

38th row: P9sts turn

Work on these 9sts only

39th row: Cast off 4sts at beg, inc 1st at end (6)

40th row: [P2tog] 3 times (3)

Cast off.

Rejoin back to row 38

38th row: Cast off 8sts at beg (9)

39th row: Inc 1st at beg, k2sts, then [K2tog] 3 times (7)

40th row: Cast off 4sts at beg (3)

Cast off.

ASSEMBLY INSTRUCTIONS

Please refer to diagrams and templates when making your knitted Pee.

Ensure that all pieces are stitched together **FIRMLY** using **BACKSTITCH**.

MUZZLE

1. With right sides together pin and stitch darts in right side upper muzzle (B).
2. Repeat for left side upper muzzle (C).
3. With right sides together pin and stitch right upper muzzle (B) and left upper muzzle (C) from points 2-3 and 4-5.
4. Using the template provided cut out the nose in felt. With right sides together pin and stitch the darts using a contrast cotton thread.
5. With right sides together pin and stitch the nose into position, from points 3-4-3.
6. With wrong side facing place some stuffing in the nose, then with a piece of yarn catch the stuffing in place.
7. With right sides together pin and stitch dart in the under muzzle (A).
8. With right sides together pin and stitch under muzzle (A) and right and left upper muzzle (B & C) from points 1-2-1.

FELT RIBBONS

1. Using the template provided cut out 1 of each ribbon in blue, purple, yellow, pink, and green.
2. Stitch the purple, blue and green ribbons together, laying each colour on top of each other in that order. Place the pink ribbon around one end of the 3 stitched ribbons, and repeat with yellow at the other end.
3. With right sides together stitch the ribbons in place 1cm down from point 9 on left front head (E).

FRONT HEAD

1. With right sides together, pin and stitch right front head (D) and eye patch (F) from points 7-8.
2. With right sides together pin and stitch right front head (D & F) and left front head (E), from

points 5-8-9 ensuring the ribbons are in the correct place.

3. With right sides together pin and stitch under muzzle (A), upper muzzle (B & C) and right and left front head (D, F & E) from points 1-7-5-1.

BACK HEAD

1. With right sides together pin and stitch right back head (G) and left back head (H), from points 10-9.
2. With right sides together pin and stitch, right front head (D & F) and right back head (G) from points 1-32 (leave gap open for ear) 33-9.
3. With right sides together pin and stitch left front head (E) and left back head (H) from points 1-32 (leave gap open for ear) 33-9.

EARS

1. With right sides together pin and stitch darts in ears (I, J, K, & L)
2. With right sides together pin and stitch right front ear (I) and right back ear (J), from points 13-14-12.
3. Turn right ear right side out.
4. With right sides together pin and stitch left front ear (J) and left back ear (K) from points 12-14-13.
5. Turn left ear right side out.
6. With right sides together pin, and stitch right ears (I & J), from points 13-31-12 on back head (G) and front head (D).
7. With right sides together pin and stitch left ear (J & K) from points 13-31-12 on back head (H) and front head (E).
8. Turn head right side out.

RIGHT SIDE BODY AND LEFT SIDE BODY

1. With right sides together pin and stitch dart in right side body (M) and left side body (N).
2. With right sides together pin and stitch right side body (M) and right front leg (O) from points 15-17 and 16-18.
3. With right sides together pin and stitch right front paw pad (Q) right side body (M) and right front leg (O) from points 17-18-17.
4. Repeat steps 1-3 with left side body (N), left front leg (P) and left front paw pad (R).

RIGHT AND LEFT BACK LEGS AND UPPER PAW

1. With right sides together pin and stitch right back leg (S) to right body (M) from points 19-20-21 and 25-22.
2. With right sides together pin and stitch dart in right back upper paw (U)
3. With right sides together pin and stitch from points 22-23.
4. With right sides together pin and stitch right upper paw (U) right Back inside leg (S) and right body (M) from points 22-21-22.
5. Repeat steps 1-4 with left side body (N), left back leg (T), left upper paw (V), and left paw pad (X).
6. Cut out 2 large paw pads and 6 small paw pads in felt. Sew 1 large pad and 3 small pads on to each foot using the picture as a guide.
7. As shown, stitch marking lines on each back paw using backstitch

TUMMY

1. With right sides together pin and stitch right tummy (Y) and right side body (M), (O), and (S), from points 1-15-16-19-25-26
2. Repeat step 1 for left side body (N), (P), and (T), from points 1-15-16-19-25-26.
3. With right sides together pin and stitch right tummy (Y) and left tummy (Z) from points 31-26.
4. With right sides together pin and stitch right side body (M) and left side body (N) from points 26-27 (27-28 leave open for tail) 28-29, 29-30 (leave open for stuffing) 30-10.

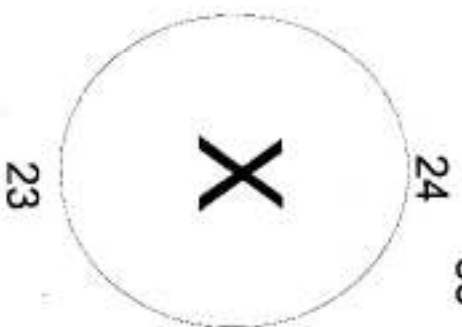
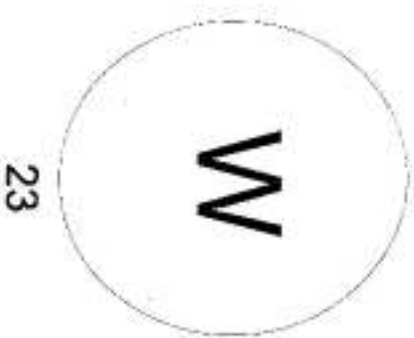
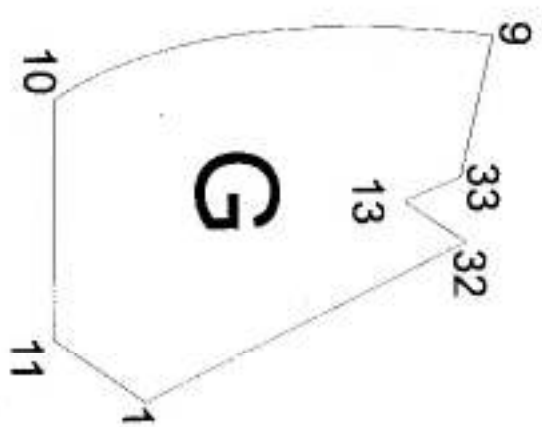
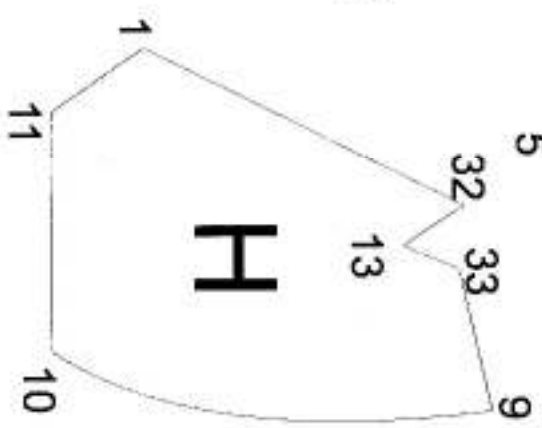
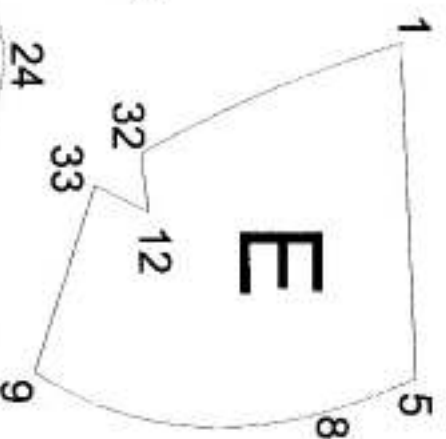
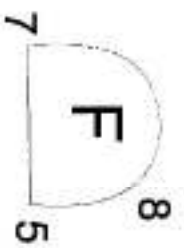
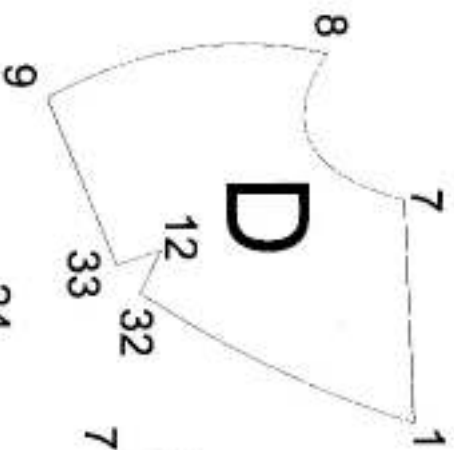
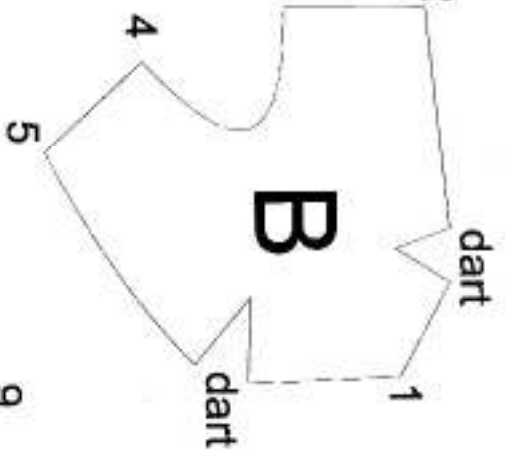
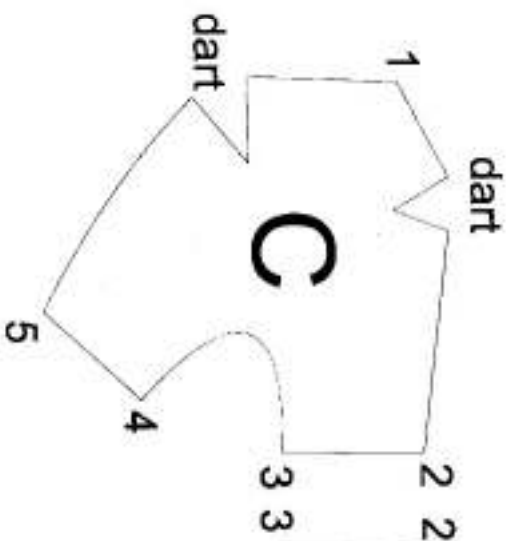
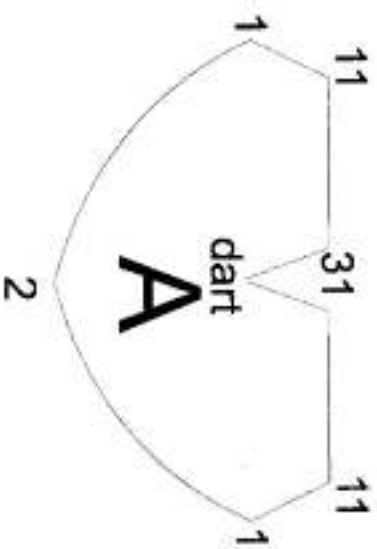
TAIL

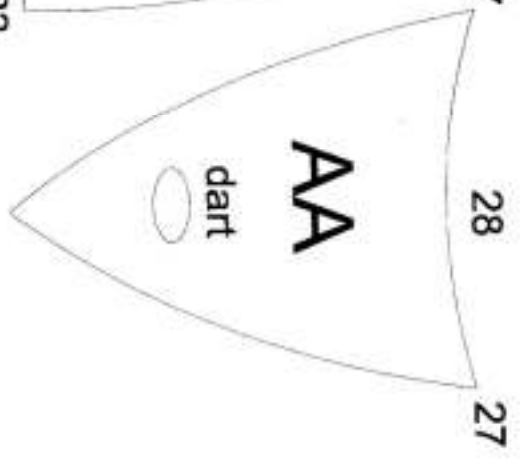
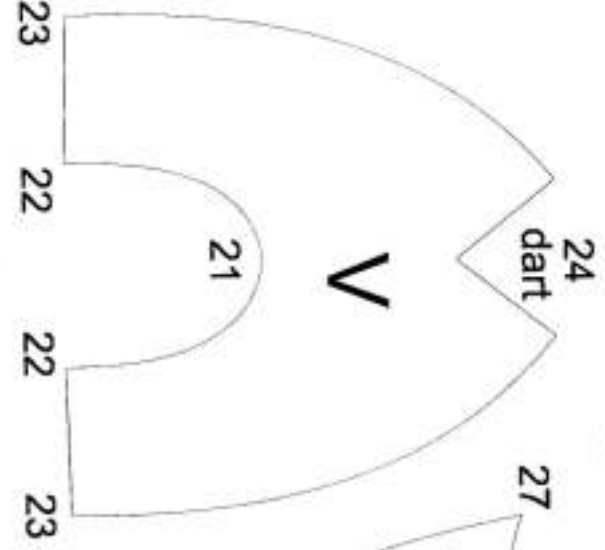
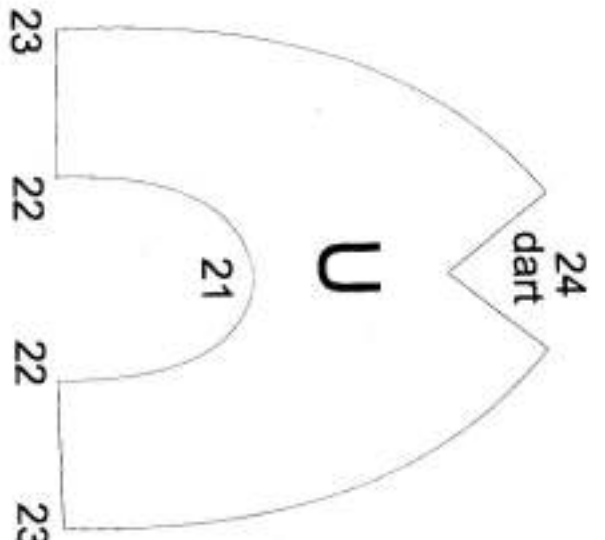
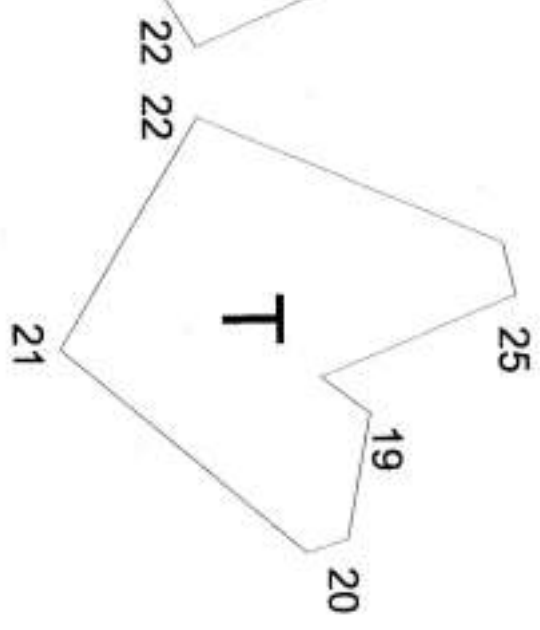
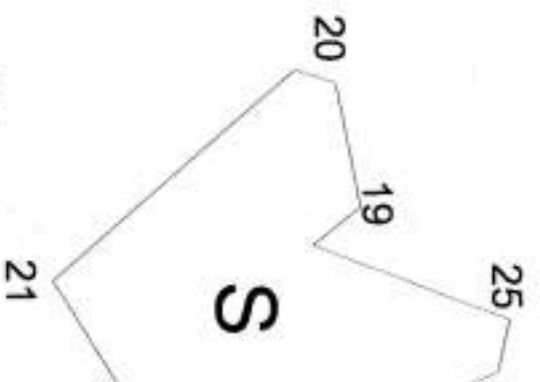
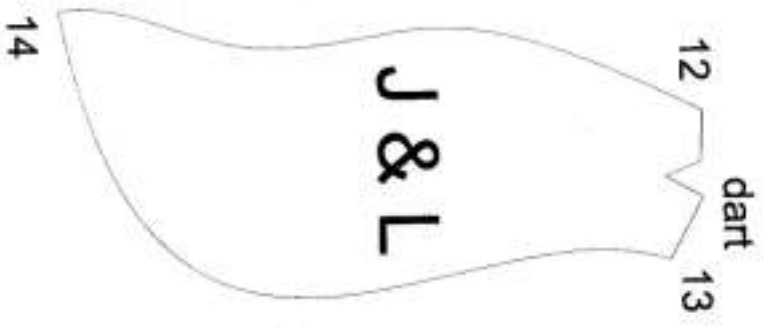
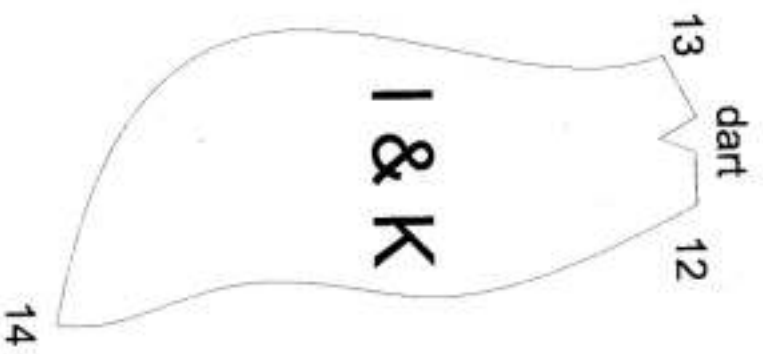
1. With right sides together pin and stitch dart in tail (AA).
2. With right sides together pin and stitch from points 27 to the tip of tail.
3. Turn tail right side out
4. With right sides together pin and stitch the tail (AA), from points 27-28-27. Stuff tail lightly.

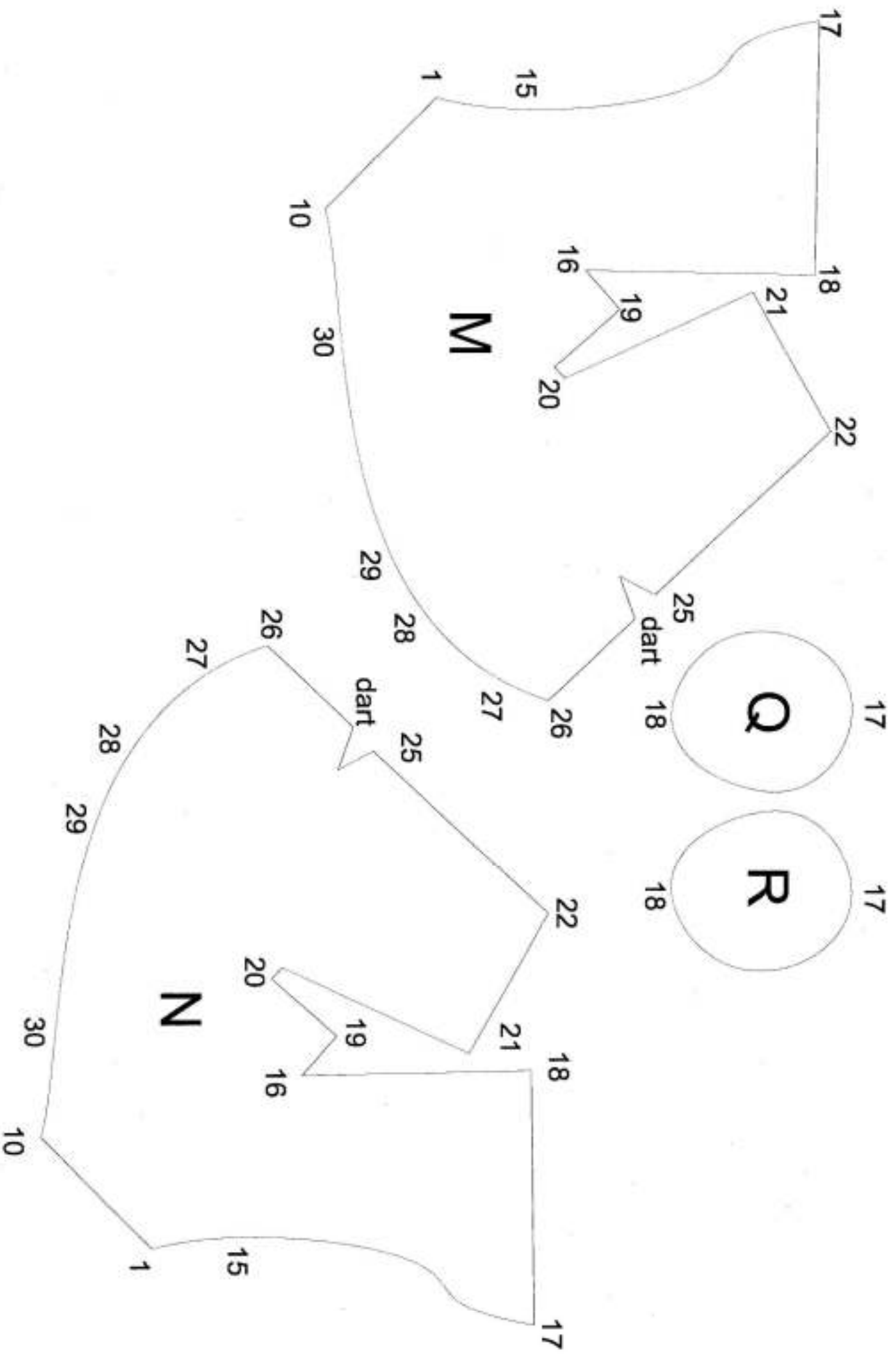
ATTACHING THE HEAD TO THE BODY

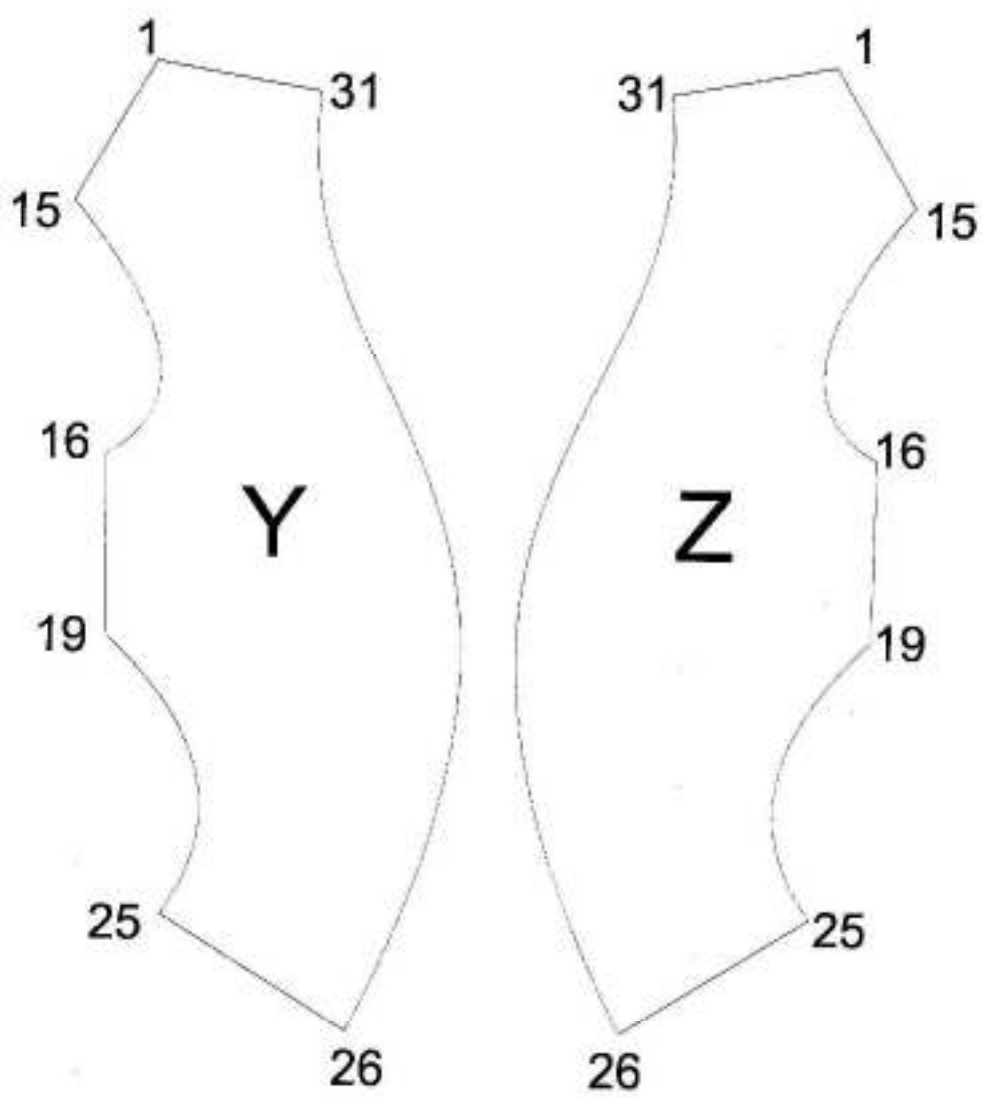
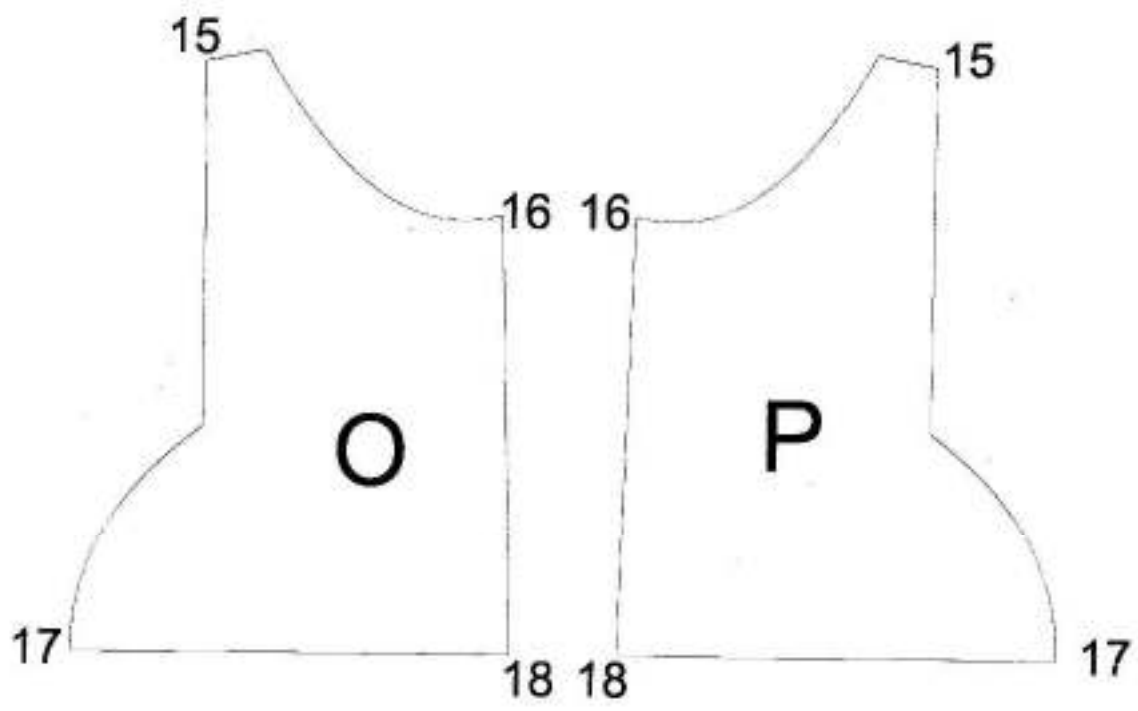
1. With right sides together pin and stitch the head and the body from points 31-1-10-1-31.
2. Turn the dog right side out.
3. Fill Pee with toy stuffing.
4. Using the picture as a guide, and using the brown yarn make two eyes using a french knot.
5. Using the picture as a guide sew on the eyebrows. Sew a length of yarn to represent the eye brow then over stitch it.
6. To give extra shape to Pee's muzzle insert the matching coloured wool, at point 31 as follows:
Go up and across to just under left eye, back down to point 31 then up and across to left eye and back down to point 31. Pull slightly to give more shaping to the muzzle.
7. Ladder stitch the back from points 29-30.

FINISHED!

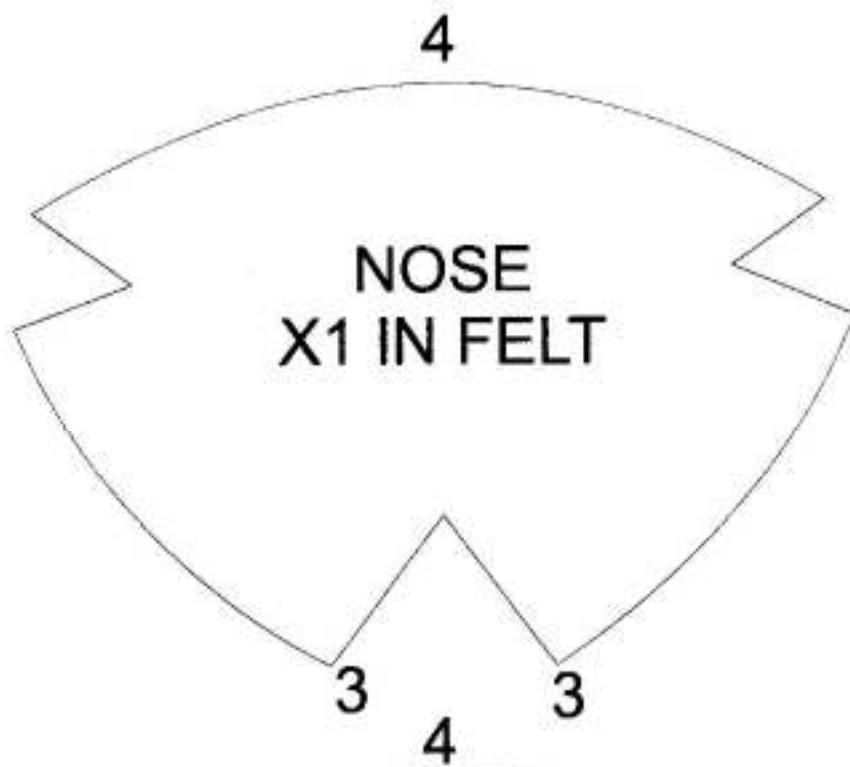








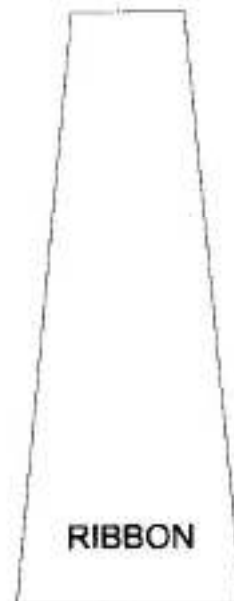
FELT



BROWN



BROWN



1x BLUE
1x PURPLE
1x YELLOW
1x PINK
1x GREEN

