

Pirate Mittens



You'll need:

*yarn: Dale of Norway Hauk in natural (contrast color) and black (main color)- one skein each, or 100 meters each of 2 colors of equivalent sport weight wool, plus a bit of scrap yarn for thumb placement

*needles: US 3 double pointed needles, or long circular for magic loop, or whatever size you need for gauge

* size: to fit a small/medium woman's hand , 8" circumference, 12" tip to bottom edge

* gauge: 6 sts. and 6 rows = 1" in stockinette

Pattern:

Loosely cast on 48 stitches in main color. Join into round and knit one round plain. Join in contrast color and knit 1x1 ribbing, with CC as knits and MC as purls, for 2". Begin charts, starting with the back of the mitten, followed by one of the palm charts.


When you get to the red line drawn into the chart for thumb placement, knit a bit of scrap yarn for those 9 stitches, then slide those 9 stitches back onto the left needle and knit them again in pattern, following the chart. Continue with charts until line 53. Cut yarn, leaving 6" tail. Thread through all live stitches and weave in ends.

Go back and remove scrap yarn, put stitches on needles, and knit the thumb following thumb charts (one chart is the side facing you, the other side makes back of thumb. When you've come to the end of the chart, cut yarn and thread through stitches. Weave in ends.


Repeat to make second mitten, using second palm chart.

All content and photos are © Hello Yarn. All rights reserved. These patterns are for personal and non-profit use only. This means you can knit for yourself, for a gift, for charity, or for a charity auction/sale. You can print out the patterns for friends, if you wish, as long as you print straight from my site so the copyright information is intact. You may not sell items made from these patterns for profit or give these patterns away in your store in an attempt to sell yarn.

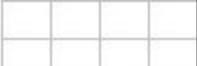






Visit www.helloyarn.com for more patterns.



mitten back




mitten palm l

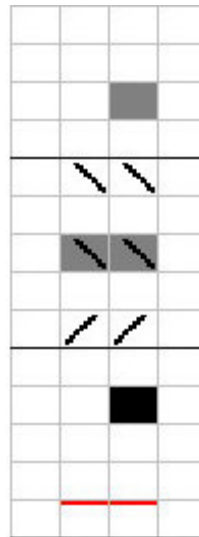
	Knit in MC (white square)
	Knit in CC
	SSk in MC
	SSK in CC
	K2TOG in MC
	Not a stitch
	Thumb placement

All content and photos are © Hello Yarn. All rights reserved. These patterns are for personal and non-profit use only. This means you can knit for yourself, for a gift, for charity, or for a charity auction/sale. You can print out the patterns for friends, if you wish, as long as you print straight from my site so the copyright information is intact. You may not sell items made from these patterns for profit or give these patterns away in your store in an attempt to sell yarn.

Visit www.helloyarn.com for more patterns.



mitten palm 2



Knit in MC (white square)

Knit in CC

SSk in MC

SSK in CC


K2TOG in MC

Not a stitch

Thumb placement

All content and photos are © Hello Yarn. All rights reserved. These patterns are for personal and non-profit use only. This means you can knit for yourself, for a gift, for charity, or for a charity auction/sale. You can print out the patterns for friends, if you wish, as long as you print straight from my site so the copyright information is intact. You may not sell items made from these patterns for profit or give these patterns away in your store in an attempt to sell yarn.

Visit www.helloyarn.com for more patterns.



thumb

