

Snow Flurry

Juliana Schiweck

FINISHED SIZES:

Snowflake #1 is 4 7/8" x 4 7/8"; #2 is 5" x 5"; #3 is 5 7/8" x 5 7/8"; #4 is 6 7/8" x 6 7/8"; #5 is 4 3/8" x 4 3/8"; #6 is 6 1/4" x 6 1/4"; #7 is 4 3/8" x 4 3/8"; #8 is 5 5/8" x 5 5/8"; #9 is 5 1/4" x 5 1/4"; #10 is 3 1/4" x 3 1/4".

MATERIALS:


Three sheets 7-mesh plastic canvas
58 yds. White Red Heart® Super Saver Art. E300 by Coats & Clark or worsted yarn
Tapestry needle

STITCHES USED:

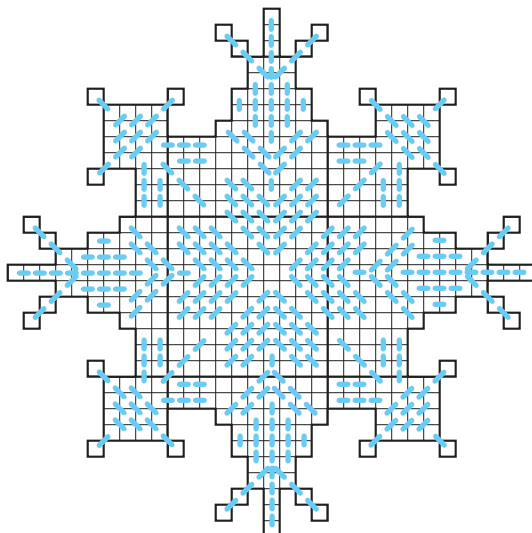
Continental, reversed continental, straight.

INSTRUCTIONS:


- 1: Cut and work pieces (NOTE: Do not carry yarn across unworked areas on wrong side.) according to graphs on pages 4-6; do not Overcast edges.
- 2: Hang or display as desired.



SNOWFLAKE #1
(33 x 33-hole piece)
Cut 1 & work.



SNOWFLAKE #2
(33 x 33-hole piece)
Cut 1 & work.




YARN:
■ WHITE

SNOWFLAKE #3

(39 x 39-hole piece)


Cut 1 & work.



SNOWFLAKE #4

(45 x 45-hole piece)

Cut 1 & work.




YARN:

■ WHITE

SNOWFLAKE #5

(29 x 29-hole piece)


Cut 1 & work.



SNOWFLAKE #6

(41 x 41-hole piece)


Cut 1 & work.



SNOWFLAKE #7

(29 x 29-hole piece)


Cut 1 & work.



SNOWFLAKE #8

(37 x 37-hole piece)

Cut 1 & work.




YARN:
■ WHITE

SNOWFLAKE #9

(35 x 35-hole piece)


Cut 1 & work.



SNOWFLAKE #10

(21 x 21-hole piece)

Cut 1 & work.



Full satisfaction
guaranteed or
your money back!

Pick up new crafting skills with *Annie's*™ Online Classes



“Simply the best way to learn!”

- Learn from top international experts at your convenience
- Videos delivered to you in minutes, and yours to keep forever
- Watch, pause and watch again—as many times as you want
- See crystal-clear, close-up demonstrations
- Get great sample projects to try out your new skills
- Submit questions directly to your instructor

Sharpen your skills!

New crafts, new techniques and new tips! Annie's Online Classes videos are the easiest way to learn a new creative skill. Choose your favorite class below:

Go to

AnniesOnlineClasses.com

Cables & Lace
Tunisian Crochet

Creative Coloring
Techniques

Fusible Machine
Appliqué

Machine Embroidery
Tips & Techniques

to watch a
FREE PREVIEW
now!

Learn to Knit
Socks

Learn to
Machine Quilt

Knit Finishing
Techniques

Learn to
Tunisian Crochet

Crocheting
With Beads

Fabulous
Paper Folds