

# Heaven and Earth Designs

## Moon Beam

Chart No: HAEDG 105

By Michele Sayetta

Artwork by Deborah Grieves



Finished Design Size 350 by 432 H (14 X 17-1/4H inches on 25ct fabric)

Heaven and Earth Designs

425 9th St Sw

Willmar, MN 56201

320-214-7998

[www.heavenandearthdesigns.com](http://www.heavenandearthdesigns.com)

Copyright Heaven and Earth Designs 2006

Copyright -Deborah Grieves

## Instructions

The model for Moon Beam is stitched over 1 on 25ct, Dublin Linen . You may use one or two strands of floss, depending on your preference for coverage.

We also suggest using a #28 needle when working over 1 on 25ct.





































This is a large project that will offer many hours of stitching pleasure.


We thank you for purchasing this design and  
We welcome any questions or comments  
That you may have.

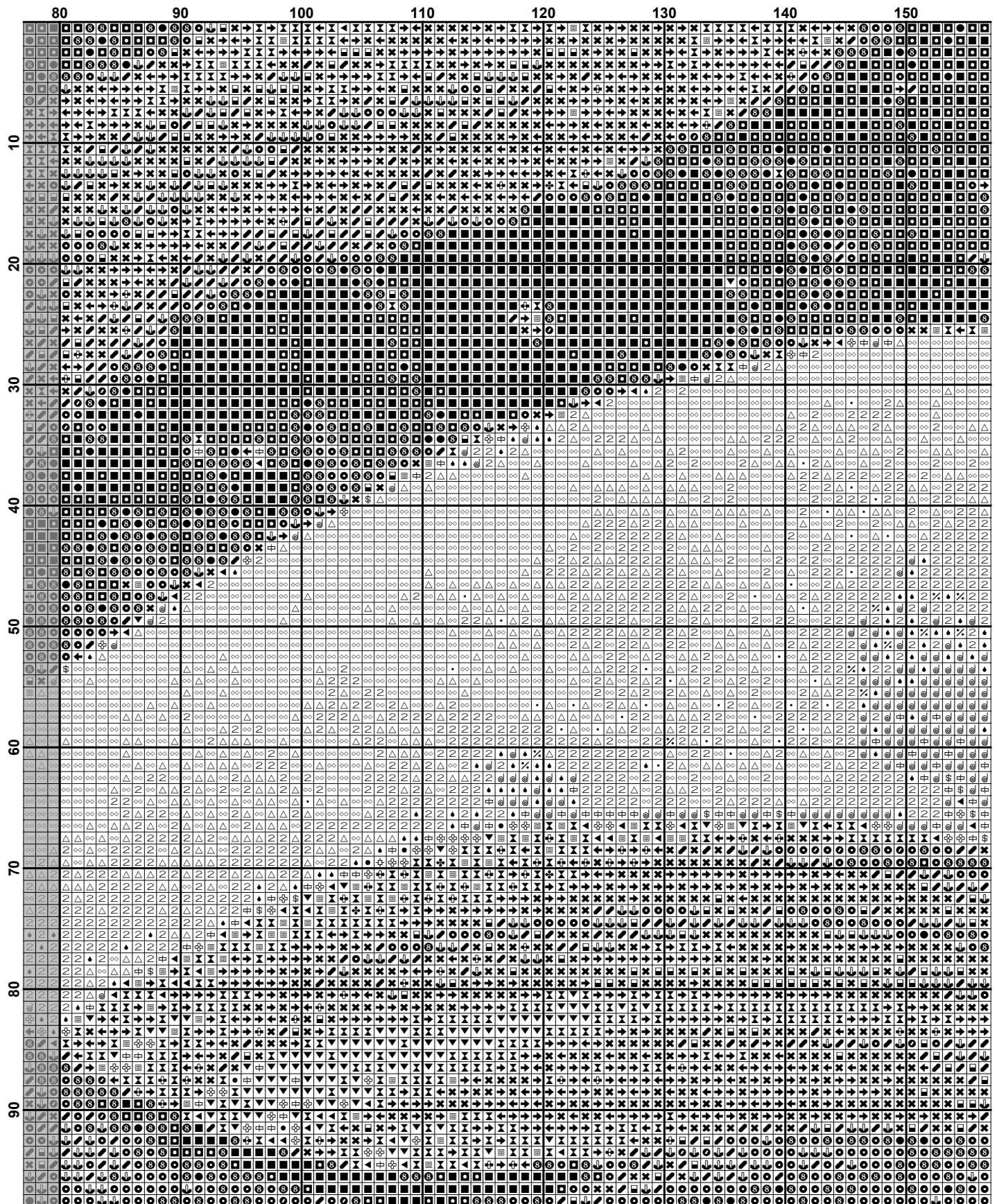
**Pattern Name:** Moon Beam -Grieves  
**Designed By:** Michele Sayetta  
**Company:** Heaven and Earth Designs  
**Copyright:** 2006  
**Fabric:** Linen or Evenweave 25, White  
 350w X 432h Stitches  
**Size:** 25 Count, 14w X 17-1/4h in


### Floss Used for Full Stitches:


Symbol	Strands	Type	Number	Color
	∞	2	DMC 032	Kreinik #4
	✕	2	DMC 155	Blue Violet-MD DK
	✕	2	DMC 157	Cornflower Blue-VY LT
	✕	2	DMC 158	Cornflower Blue-MD VY DK
	✕	2	DMC 159	Gray Blue-LT
	✕	2	DMC 210	Lavender-MD
	✕	2	DMC 316	Antique Mauve-MD
	✕	2	DMC 318	Steel Gray-LT
	✕	2	DMC 327	Violet-VY DK
	✕	2	DMC 333	Blue Violet-VY DK
	▼	2	DMC 340	Blue Violet-MD
	•	2	DMC 341	Blue Violet-LT
	←	2	DMC 414	Steel Gray-DK
	\$	2	DMC 415	Pearl Gray
	☯	2	DMC 451	Shell Gray-DK
	☯	2	DMC 452	Shell Gray-MD
	⑧	2	DMC 550	Violet-VY DK
	#	2	DMC 604	Cranberry-LT
	2	2	DMC 762	Pearl Gray-VY LT
	☐	2	DMC 778	Antique Mauve-VY LT
	●	2	DMC 791	Cornflower Blue-VY DK
	☐	2	DMC 792	Cornflower Blue-DK
	●	2	DMC 796	Royal Blue-DK
	♥	2	DMC 797	Royal Blue
	●	2	DMC 820	Royal Blue-VY DK
	☐	2	DMC 823	Navy Blue-DK
	✕	2	DMC 915	Plum-DK
	■	2	DMC 939	Navy Blue-VY DK
	✓	2	DMC 951	Tawny-LT
	☐	2	DMC 3041	Antique Violet-MD
	◀	2	DMC 3042	Antique Violet-LT
	◀	2	DMC 3607	Plum-LT

Symbol	Strands	Type	Number	Color
 	2	DMC	3687	Mauve
 	2	DMC	3688	Mauve-MD
 	2	DMC	3689	Mauve-LT
 	2	DMC	3716	Dusty Rose-VYLT
 	2	DMC	3726	Antique Mauve-DK
 	2	DMC	3727	Antique Mauve-LT
 	2	DMC	3743	Antique Violet-VYLT
 	2	DMC	3746	Blue Violet-DK
 	2	DMC	3747	Blue Violet-VYLT
 	2	DMC	3756	Baby Blue-UL VYLT
 	2	DMC	3770	Tawny-VYLT
 	2	DMC	3774	Desert Sand-VYLT
 	2	DMC	3779	Terra Cotta-UL VYLT
 	2	DMC	3806	Cyclamen Pink-LT
 	2	DMC	3834	Grape-DK
 	2	DMC	3835	Grape-MD
 	2	DMC	3861	Cocoa-LT
 	2	DMC	3864	Mocha Beige-LT



















	80	90	100	110	120	130	140	150
100								
110								
120								
130								
140								
150								
160								
170								
180								
190								



	240	250	260	270	280	290	300	310
100								
110								
120								
130								
140								
150								
160								
170								
180								
190								

	310	320	330	340	350
100					
110					
120					
130					
140					
150					
160					
170					
180					
190					




	80	90	100	110	120	130	140	150
190								
200								
210								
220								
230								
240								
250								
260								
270								
280								



	160	170	180	190	200	210	220	230
190								
200								
210								
220								
230								
240								
250								
260								
270								
280								

	240	250	260	270	280	290	300	310
190								
200								
210								
220								
230								
240								
250								
260								
270								
280								




	10	20	30	40	50	60	70	80
290								
300								
310								
320								
330								
340								
350								
360								
370								
380								

	80	90	100	110	120	130	140	150
290								
300								
310								
320								
330								
340								
350								
360								
370								
380								

The image displays a large grid of 100 rows and 100 columns. The columns are labeled at the top with numbers 160, 170, 180, 190, 200, 210, 220, and 230. The rows are labeled on the left with numbers 290, 300, 310, 320, 330, 340, 350, 360, 370, and 380. The grid is filled with a complex pattern of symbols, including checkmarks, squares, and crosses, arranged in a way that suggests a data visualization or a complex pattern recognition task.

	240	250	260	270	280	290	300	310
290	...	...	...	...	...	...	...	...
300	...	...	...	...	...	...	...	...
310	...	...	...	...	...	...	...	...
320	...	...	...	...	...	...	...	...
330	...	...	...	...	...	...	...	...
340	...	...	...	...	...	...	...	...
350	...	...	...	...	...	...	...	...
360	...	...	...	...	...	...	...	...
370	...	...	...	...	...	...	...	...
380	...	...	...	...	...	...	...	...





	10	20	30	40	50	60	70	80
380	•	•	•	•	•	•	•	•
390	•	•	•	•	•	•	•	•
400	•	•	•	•	•	•	•	•
410	•	•	•	•	•	•	•	•
420	•	•	•	•	•	•	•	•
430	•	•	•	•	•	•	•	•

	80	90	100	110	120	130	140	150
380								
390								
400								
410								
420								
430								

	160	170	180	190	200	210	220	230
380	✓	✓	✓	✓	✓	✓	✓	✓
390	✓	✓	✓	✓	✓	✓	✓	✓
400	✓	✓	✓	✓	✓	✓	✓	✓
410	✓	✓	✓	✓	✓	✓	✓	✓
420	✓	✓	✓	✓	✓	✓	✓	✓
430	✓	✓	✓	✓	✓	✓	✓	✓

	240	250	260	270	280	290	300	310
380	✓	✓	✓	✓	✓	✓	✓	✓
390	✓	✓	✓	✓	✓	✓	✓	✓
400	✓	✓	✓	✓	✓	✓	✓	✓
410	✓	✓	✓	✓	✓	✓	✓	✓
420	✓	✓	✓	✓	✓	✓	✓	✓
430	✓	✓	✓	✓	✓	✓	✓	✓

	310	320	330	340	350
380	+	+	+	+	+
390	+	+	+	+	+
400	+	+	+	+	+
410	+	+	+	+	+
420	+	+	+	+	+
430	+	+	+	+	+