

# Brooke's Books

P U B L I S H I N G

## The Mad Hatter By Brooke Nolan

From Lewis Carroll's **WONDERLAND** (chart-only)

Use 2 plies floss to cross stitch on fabric

### Cross Stitch Key

Symbols	DMC	Color	Skeins
□	5200	Snow White	
■	310	Black	
✶	552	Violet Md	
✧	772	Yellow Green Vy Lt	
▽	471	Avocado Green Vy Lt	
?	907	Parrot Green Lt	
#	702	Kelly Green	
▲	3850	Bright Green Dk	
▼	890	Pistachio Ult Dk	
+	951	Peach Lt	
8	950	Spicy Peach Lt	
■	3773	Spicy Peach Md	
♥	761	Salmon Lt	
⊗	760	Salmon	
└	818	Baby Pink	
┐	3716	Dusty Rose Vy Lt	
A	3841	Baby Blue Pale	
5	519	Sky Blue	
X	3760	Wedgewood	
N	762	Pearl Gray Vy Lt	
K	317	Pewter Gray	
⊙	3346	Hunter Green	
⊖	3851	Bright Green Lt	
U	3846	Bright Turquoise Lt	
W	3844	Bright Turquoise Dk	
⊕	956	Geranium	
⊗	971	Pumpkin	
⊕	720	Orange Spice Dk	
B	919	Red Copper	
⊗	666	Bright Red	
♥	326	Deep Rose	
◆	814	Garnet Dk	
⊕	209	Lavender Dk	
⊕	3608	Plum Vy Lt	
⊕	3607	Plum Lt	
⊕	915	Plum Dk	
⊕	839	Beige Brown Dk	
⊕	E3821	Gold	

**Thank you, DMC,**  
for providing the floss that  
went into this design.

### The DMC Corporation

10 Basin Drive, Suite 130

Kearny, NJ 07032

Phone: 973-589-0606

<http://www.dmc-usa.com>

Stitch Count: 70 x 121

Recommended Fabric:  
28 count Denim Jobelan  
(Stitched over 2 threads)  
or any dark blue or gray evenweave

Visit us on the web at  
<http://www.brookesbooks.com>  
email us at  
[brooke@brookesbooks.com](mailto:brooke@brookesbooks.com)

# Brooke's Books


P U B L I S H I N G

Counted Cross Stitch Design by Brooke Nolan





PLEASE DO NOT DISTRIBUTE  
COPIES OF THIS DESIGN IN ANY  
FORM VIA EMAIL, POSTING  
ONLINE OR MAKING COPIES TO  
SELL OR SHARE. THANK YOU!



# Brooke's Books

P U B L I S H I N G

The Mad Hatter By Brooke Nolan

From Lewis Carroll's **WONDERLAND** (chart-only)

PLEASE DO NOT DISTRIBUTE  
COPIES OF THIS DESIGN IN ANY  
FORM VIA EMAIL, POSTING  
ONLINE OR MAKING COPIES TO  
SELL OR SHARE. THANK YOU!

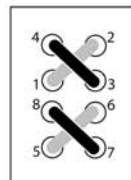
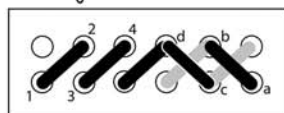
## Back Stitch Key

Symbols	DMC	Location
—	310	Hatter: (2 plies) Eyelashes & nose, (1 ply) Coat cuffs, 10/6 numbers, Club stem on teacup
—	5200	Bee: (1 ply) Wings
++++	907	Hatter: (1 ply) Coat lapel stitches
++++	814	Hatter: (2 plies) Middle of top lip
—	E3821	Hatter: (2 plies) Hat pins / Cake Caddy: (2 plies) Curly feet
++++	839	Hatter: (2 plies) Nose, bottom of eyebrows, fingers, (1 ply) Left & right sides of top lip, lines below nose on left & right & outline of lower face
—	153	Hatter: (2 plies) Vest stripes
—	890	Green Teacup: (1 ply) Outline
—	971	Hatter: (2 plies) Shoe laces
—	818	Hatter: (1 ply) Polkadot outlines on tie
●●●●●	3846	Teapot: (1 ply) Swag details
—	3760	Blue Teacup: (2 plies) Line at top / Cake Plates: (2 plies) Lines at tops / Teapot: (1 ply) Crisscross lines
++++	3844	Blue Teacup & Teacup: (1 ply) Swag details
—	3841	Blue Teacup: (1 ply) Steam

## General Stitching Instructions

Vertical Cross Stitch

Horizontal Cross Stitch



Backstitch

