




Partner-Finder




Match-Up Cards




Make finding partners in your classroom a snap with this quick "Partner-Finder" Game.




Simply laminate the cards and cut each picture card in half on the jagged line. Shuffle the halved cards and give each student half of a card face down. Then, on your count have your students flip over their cards and get up to find the student who completes their picture. This is a great way to have students work with new people each time and give new students a way to not be left out! If there is an odd amount of students, the teacher can participate with the matching game and then place the extra student into a group of three.

by: Rachael Pariett











Credits:

Graphics From the Pond <http://frompond.blogspot.com>

www.kevinandamanda.com/fonts/freeScrapbookfonts

www.scrappindoodles.com

www.letteringdelights.com