

Instructions and Symbol Key for Design "Pink Bunny Costume" - Art of Mitzi Sato-Wiuff

©Lena Lawson Needlearts, www.lenalawsonneedlearts.com

Stitches: 68 x 96

Finished Size: 4.86 x 6.86 inches on 14 count Aida

5.04 x 7.11 inches on 27 count Evenweave

Fabric: Pre-printed designer fabric as pictured, or Evenweave 27 or Aida 14

Threads: DMC floss





Use 2 strands of thread for **Cross Stitch**.

Blends (mixed colors) marked by one symbol and two DMC numbers.

For blends use 1 strand of each color together.

Symbol	No.	Color	Symbol	No.	Color
✱	153	Lilac rose	✱	309	Dark raspberry rose
✕	310	Black	✕	335	Dark rose
✶	352	Salmon	✕	353	Peachy pink
⓪	433	Chocolate brown	⓪	818	Powder pink
∨	819	Baby pink	▷	898	Teak brown
⊙	899	Medium rose	◦	951	Light eggshell cream
/	3326	Wildrose	◦	3687	Raspberry mauve
//	3688	Pink mauve	Ⓞ	3770	Pale eggshell cream
†	3856	Pale beechwood	Ⓜ	3865	Winter white
Ⓜ	352+353	BLEND	↘	153+818	BLEND
Ⓜ	3687+899	BLEND	Ⓞ	353+951	BLEND
Ⓜ	818+3326	BLEND	Ⓜ	899+3326	BLEND
Ⓜ	951+3770	BLEND	‡	951+3856	BLEND

Backstitch. Use 1-2 strands of thread for backstitch: 1 strand for thin lines, 2 strands for thick lines. The printed lines don't correspond to actual threads colors, use DMC numbers for reference.

	DMC 310	Black
	DMC 433	Chocolate brown
	DMC 814	Deep wine red
	DMC 3865	Winter white

Continued on next page

Pink Bunny

counted cross stitch chart

featuring the artwork of *Mitzi Sato-Wiuff*



Lena Lawson Needlearts

www.lenalawsonneedlearts.com

Designed and manufactured in the USA

Copyright 2017. All rights reserved.

