

Ключ к схеме «Московский дворик» по картине Поленова В.Д.

Дизайнер Екатерина Волкова

<http://appolinaria74.gallery.ru>

e-mail: p.appolinaria@gmail.com

Канва Аида 14(16) белая

Размер вышивки 280 x 233 крестика

или 51 x 43 см



Крест выполняется в 2 нити

Символ	DMC	Символ	DMC	Символ	DMC
∞ ∞	159	▧ ▧	469	◆ ◆	834
♦ ♦	160	◀ ▶	581	∨ ∨	921
# #	165	⊗ ⊗	611	т т	930
\$ \$	166	▼ ▼	613	× ×	934
* *	310	@ @	644	⊖ ⊖	935
٪ ٪	307	◇ ◇	676	m m	936
❖ ❖	341	н н	677	⌒ ⌒	938
- -	413	⊕ ⊕	729	⌒ ⌒	986
✓ ✓	433	● ●	730	⌘ ⌘	987
+ +	435	= =	762	α α	3021
	436	○ ○	801	Ⓢ Ⓢ	3022
4 4	437	⊕ ⊕	832	∩ ∩	3023
↑ ↑	452	∅ ∅	833	с с	3024

Символ	DMC
∞ ∞	3046
× ×	3047
♡ ♡	3747
⌒ ⌒	3799
▲ ▲	3787
△ △	3819
∨ ∨	3820
∞ ∞	3829

Расход нитей:

159	3шт (23,75м)
160	1шт (4,95м)
165	1шт (1,2м)
166	4шт (31,05м)
307	1шт (2,7м)
310	1шт (6,4м)
341	2шт (13,55м)
413	1шт (1,95м)
433	1шт (0,8м)
435	1шт (0,3м)
436	1шт (1,8м)
437	1шт (0,5м)
451	1шт (1м)
452	1шт (3,3м)
453	1шт (1,95м)
469	1шт (7,7м)
581	3шт (23,5м)
611	2шт (10,05м)
612	1шт (0,8м)
613	1шт (4,75м)
644	1шт (2м)
676	1шт (0,2м)
677	1шт (1,5м)
729	1шт (0,95м)
730	1шт (2,05м)
732	1шт (1,8м)
746	1шт (3,8м)
762	3шт (20,4м)
801	1шт (0,1м)
822	1шт (1м)
832	2шт (13,95м)
833	2шт (14,7м)
834	1шт (6,85м)
921	1шт (1,8м)
930	1шт (0,1м)
931	1шт (0,1м)
934	1шт (4,3м)
935	1шт (3,15м)
936	1шт (2,45м)
938	1шт (0,1м)
986	1шт (0,75м)
987	1шт (0,6м)
3021	2шт (9,35м)
3022	1шт (2,05м)
3023	1шт (5,9м)
3024	1шт (4,35м)
3046	1шт (7,1м)
3047	1шт (4,85м)
3747	8шт (58,4м)
3787	1шт (0,9м)
3799	1шт (2,55м)
3819	1шт (2,5м)
3820	1шт (0,8м)
3821	1шт (5м)
3829	1шт (1,2м)
ECRUT	1шт (1,3м)

Крест выполняется в 1 нить

Символ	DMC	Символ	DMC	Символ	DMC	Символ	DMC
▲ ▲	166	↓ ↓	581	∨ ∨	3820	> >	3022

Смешанные цвета.

Берем 1 ниточку одного цвета и 1 ниточку другого. Вышиваем, сложив их вместе.

Символ	DMC	Символ	DMC	Символ	DMC	Символ	DMC
⊕ ⊕	341+160	× ×	3747+159	# #	166+833	⊗ ⊗	413+931
z z	3819+166	⊕ ⊕	581+166	з з	730+935	♥ ♥	986+936
7 7	452+451	9 9	452+436	■ ■	3799+3021	▣ ▣	931+3022
⌒ ⌒	613+452	↑ ↑	3022+451	u u	833+3023	Ⓢ Ⓢ	644+3023
⊖ ⊖	3022+469	● ●	581+469	⌒ ⌒	3819+3046	5 5	3024+3046
⊕ ⊕	832+611	∅ ∅	987+581	∅ ∅	3046+3047	< <	613+3047
† †	469+611	? ?	3021+611	^ ^	822+3047	⊗ ⊗	310+3799
‡ ‡	613+612	▣ ▣	3829+611	((166+3821	⊖ ⊖	433+3829
L L	834+729		3024+644	2 2	3747+762	n n	732+832
⊕ ⊕	581+832						

Полу-крест «/» выполняется в 1 нить

Символ	DMC	Символ	DMC	Символ	DMC	Символ	DMC
⊕ ⊕	453	/ /	677	· ·	ecru		

Полу-крест «/» выполняется в 2 нити и смешанным цветом

Символ	DMC	Символ	DMC	Символ	DMC	Символ	DMC
⊕ ⊕	166	⊗ ⊗	3787	↓ ↓	3819+3046	e e	453+159
.. ..	3023						

«Назад иголку» или бэкстич выполняется в 1 нить

— DMC 310	— DMC 433	— DMC 746	— DMC 3021	— DMC 3046
— DMC 413	- - - DMC 437	— DMC 832	— DMC 3024	— DMC 3820

«Назад иголку» или бэкстич выполняется в 2 нити

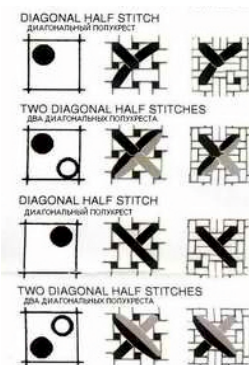
- - - - DMC 310	- - - - DMC 413	- - - - DMC 3021
-----------------	-----------------	------------------

«Французские узелки» выполняются в 1 нить

○ DMC 165	○ DMC 676	○ DMC 746	○ DMC 921
○ DMC 307	○ DMC 677	○ DMC 833	○ DMC 3820

Данная схема предназначена только для личного пользования.

Последующему копированию, продаже либо выкладыванию в сеть не подлежит.



80

90

100

110

120

130

140

10

20

30

40

The image displays a large grid of symbols, likely a page from a book or document. The grid is organized into rows and columns. The columns are labeled with numbers 80, 90, 100, 110, 120, 130, and 140 at the top. The rows are labeled with numbers 10, 20, 30, and 40 on the left side. The symbols in the grid include hearts, circles, and numbers. A black triangle points downwards at the top right corner, and another black triangle points upwards at the bottom right corner.

150

160

170

180

190

200

210

10

20

30

40

The image displays a large grid of symbols and numbers, organized into rows and columns. The columns are labeled at the top with the numbers 150, 160, 170, 180, 190, 200, and 210. The rows are labeled on the left side with the numbers 10, 20, 30, and 40. The grid contains a variety of symbols, including hearts, crosses, and numbers. A vertical bar with colored segments (yellow, green, blue, red) is visible near the bottom center of the grid.

10

20

30

40

50

60

70

50

60

70

80

90



80

90

100

110

120

130

140


50

60

70

80

90



150

160

170

180

190

200

210


50

60

70

80

90



10

20

30

40

50

60

70


100

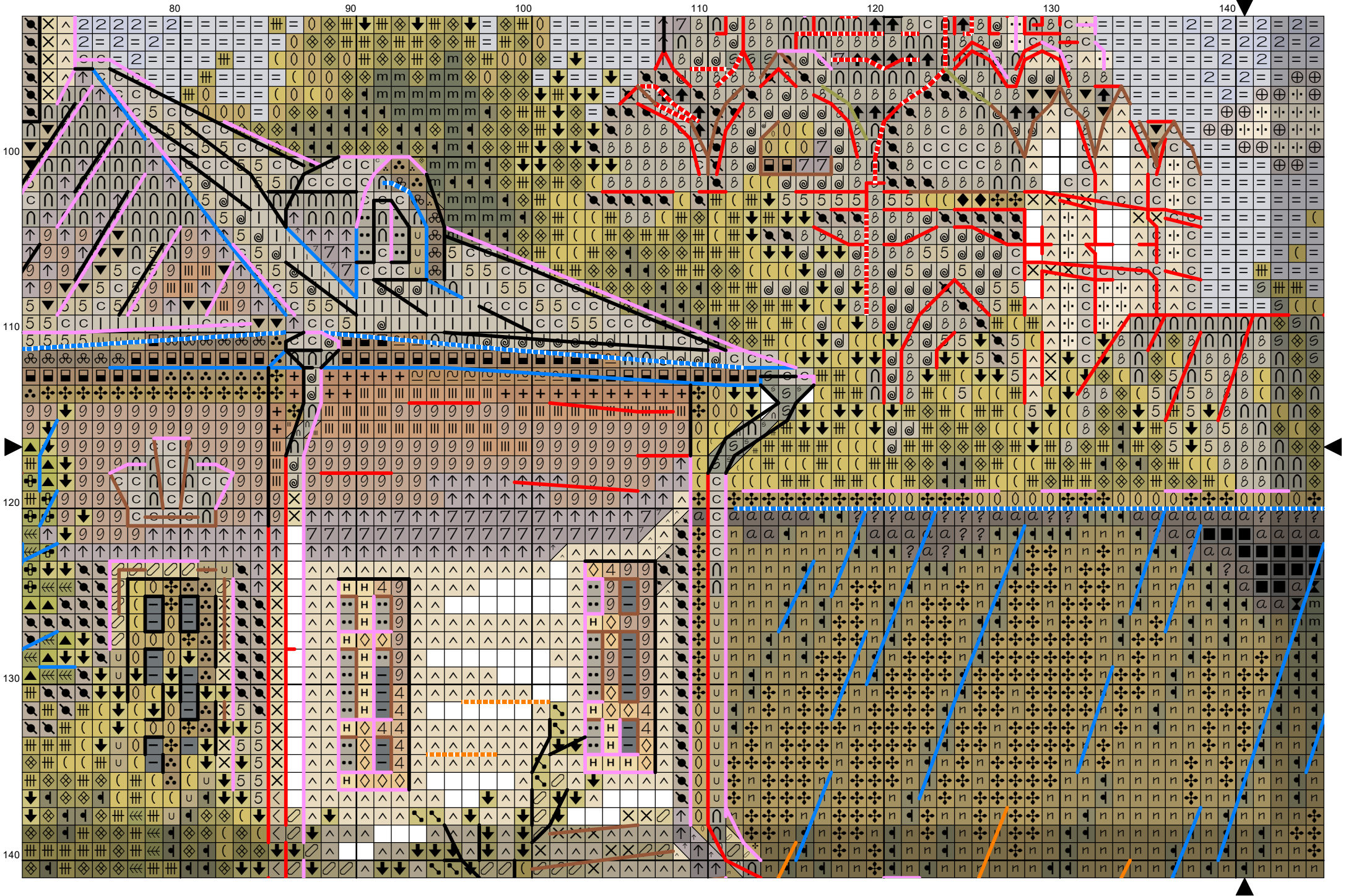
110

120

130

140





150

160

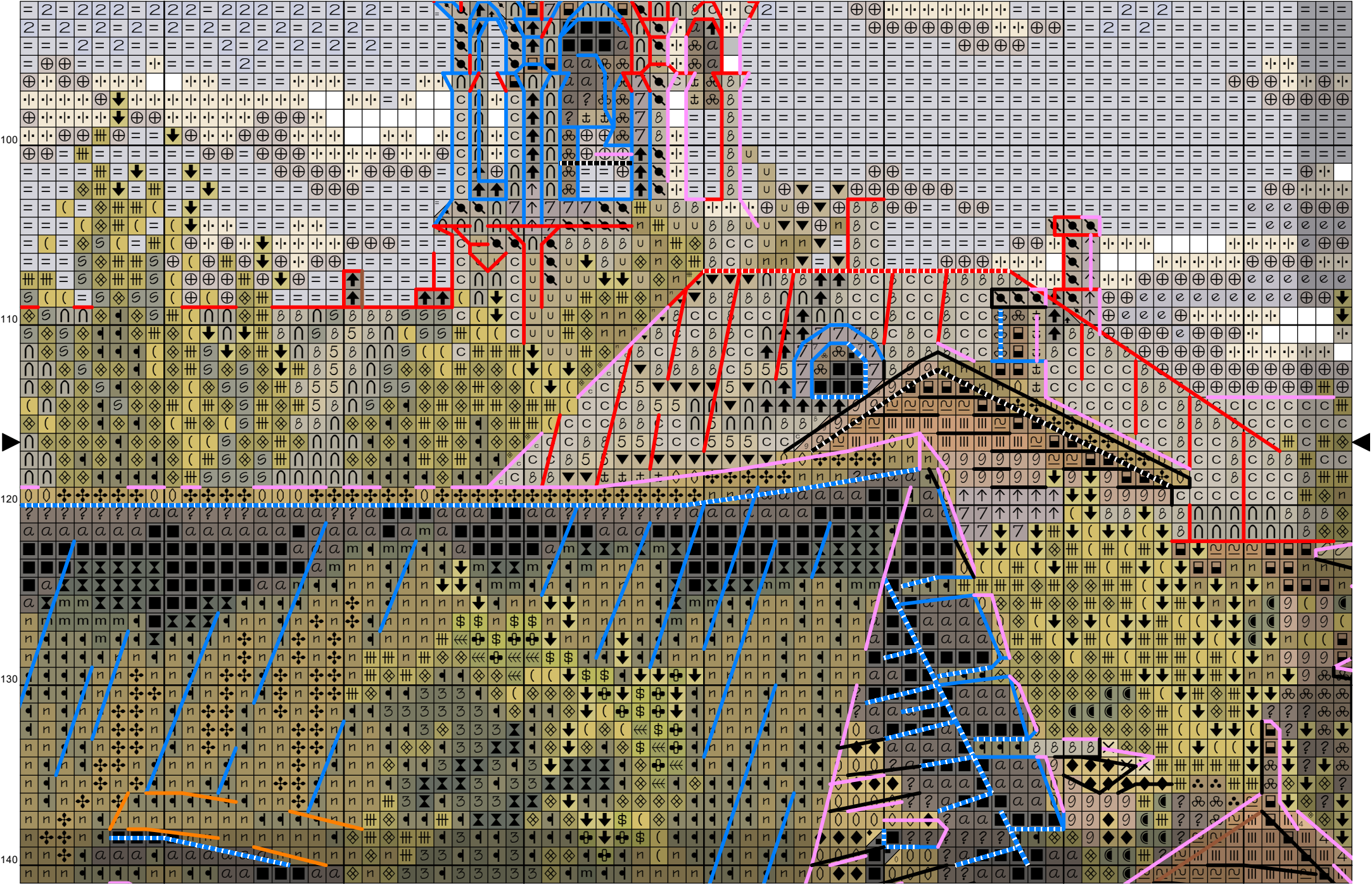
170

180

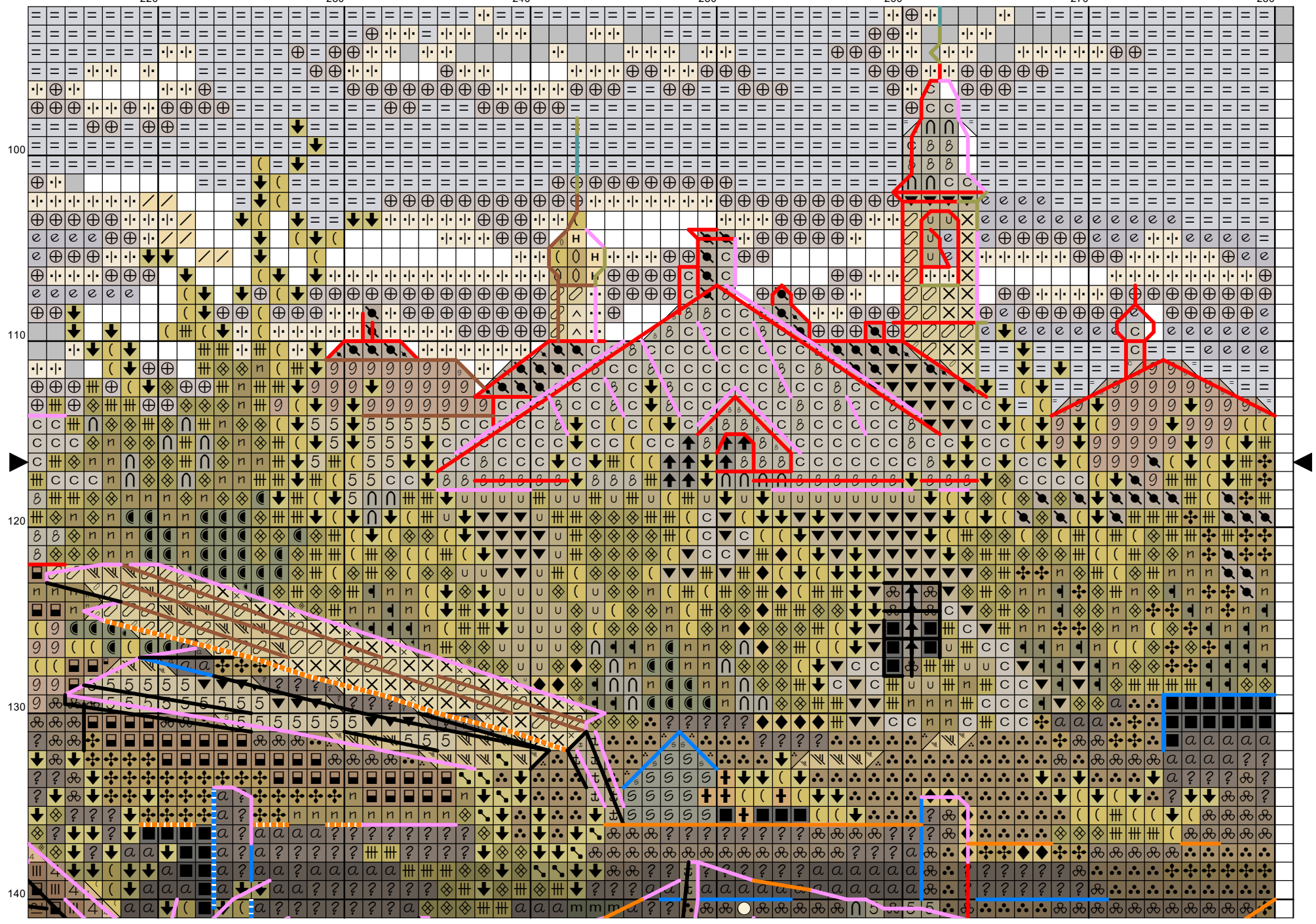
190

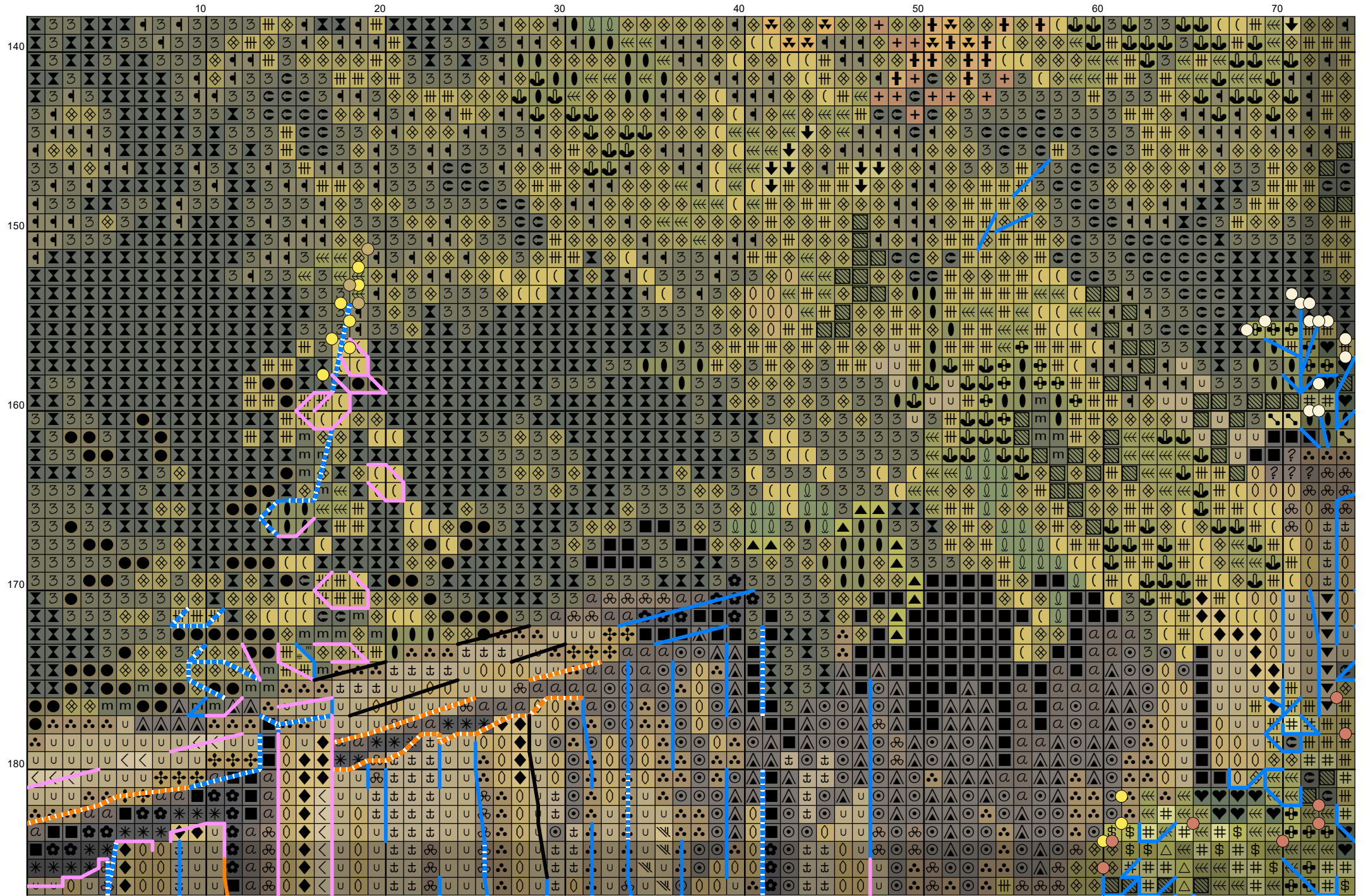
200


210





220 230 240 250 260 270 280

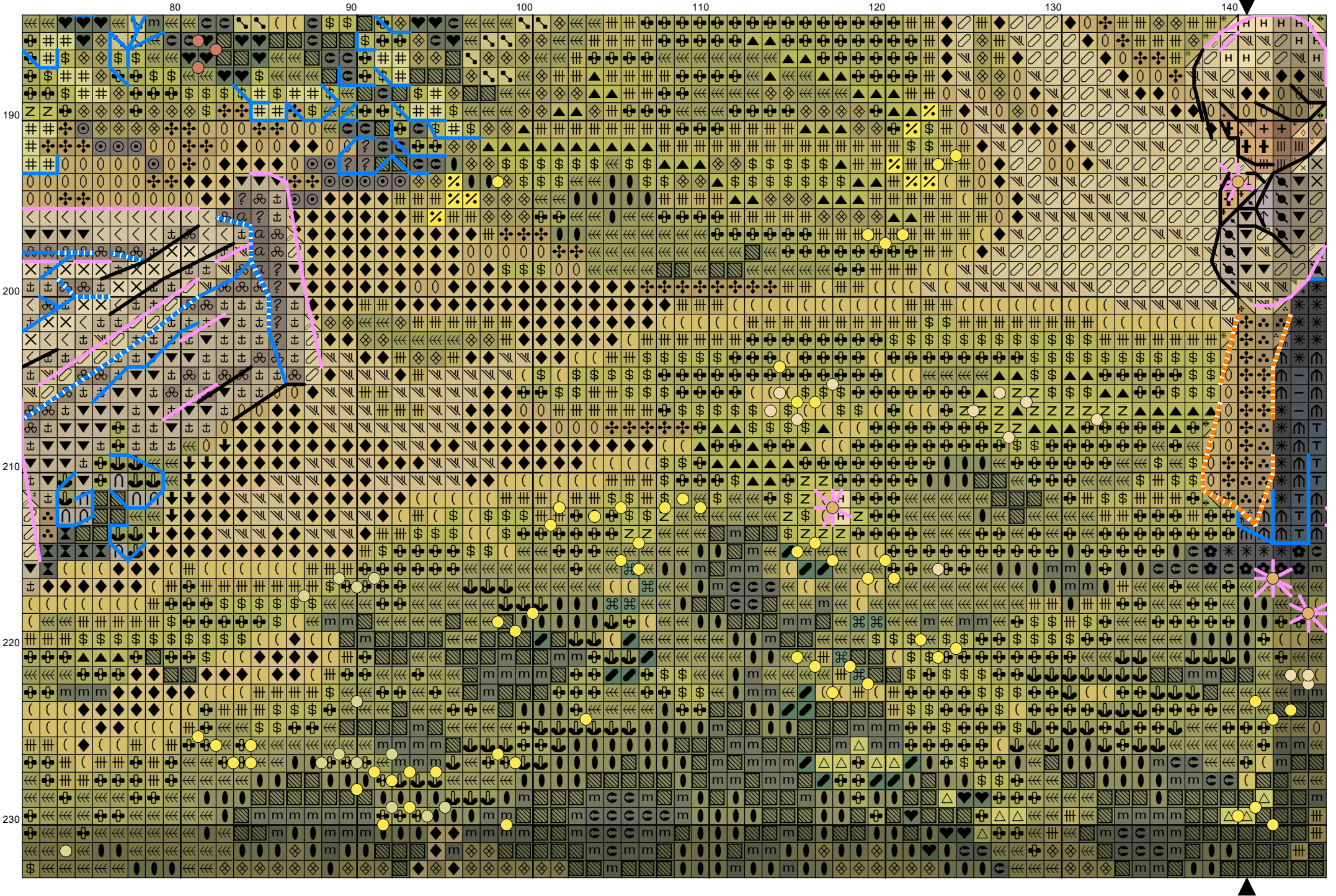












150

160

170

180

190

200

210


190

200

210

220

230



220

230

240

250

260

270

280


190

200

210

220

230



10

20

30

40

50

60


70

10

20

30

40



80

90

100

110

120

130

140

10

20

30

40

The image displays a large grid of symbols, likely a page from a book or a puzzle. The grid is organized into rows and columns. The columns are labeled with numbers 80, 90, 100, 110, 120, 130, and 140 at the top. The rows are labeled with numbers 10, 20, 30, and 40 on the left side. The symbols in the grid include hearts, circles, squares, and numbers. A black triangle points downwards at the top right corner, and another black triangle points upwards at the bottom right corner. The symbols are arranged in a pattern that suggests a sequence or a specific arrangement.

150

160

170

180

190

200


210

10

20

30

40



10

20

30

40

50

60

70


50

60

70

80

90



80

90

100

110

120

130

140

50

60

70

80

90

150

160

170

180

190

200

210

50

60

70

80

90

The image displays a large grid of symbols and numbers, organized into rows and columns. The grid is divided into sections by row numbers (50, 60, 70, 80, 90) and column numbers (150, 160, 170, 180, 190, 200, 210). The symbols include hearts, numbers, and various geometric shapes, arranged in a pattern that suggests a crossword puzzle or a similar grid-based game. The symbols are scattered throughout the grid, with some appearing in specific rows and columns.

10

20


30

40

50

60

70



100

110

120

130

140

80

90

100

110

120

130

140

This image displays a large grid of symbols and numbers, organized into rows and columns. The grid is labeled with page numbers 80, 90, 100, 110, 120, 130, and 140 at the top. The symbols include various geometric shapes, letters, and numbers, arranged in a complex, repeating pattern. The grid is divided into sections by vertical lines, and there are small arrows pointing to the right and left at the top and bottom edges. The overall appearance is that of a highly detailed and structured data visualization or a complex calendar layout.

10

20

30

40

50

60

70


140

150

160

170

180



80

90


100

110

120

130

140



150

160


170

180

190

200

210



10

20

30

40

50

60

70


190

200

210

220

230



80

90

100

110

120

130

140


190

200

210

220

230



150

160

170

180

190

200

210

190

200

210

220

230



220

230

240

250

260

270

280

190

200

210

220

230

