

# Carly

## Blouse / Bluse

Maten / Tailles / Sizes / Größen:

---	34
---	36
---	38
---	40
---	42
---	44
---	46
---	48
---	50
---	52
---	54
---	56

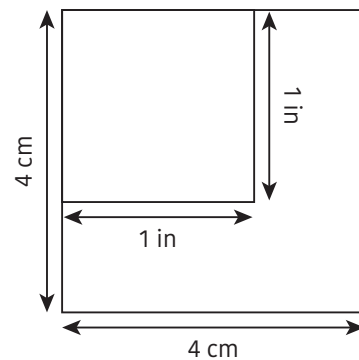
**Patroondelen / Pièces du patron /  
Pattern pieces / Schnittteile:**

- A** voorpand / devant / front panel /  
Vorderteil
- B** rugpand / dos / back panel /  
Rückenteil
- C** kraagvoet / pied de col / collar base /  
Kragensteg
- D** kraag / col / collar / Kragen
- E** mouw / manche / sleeve / Ärmel
- F** beleg RP / parementure DS /  
facing BP / Besatz RT


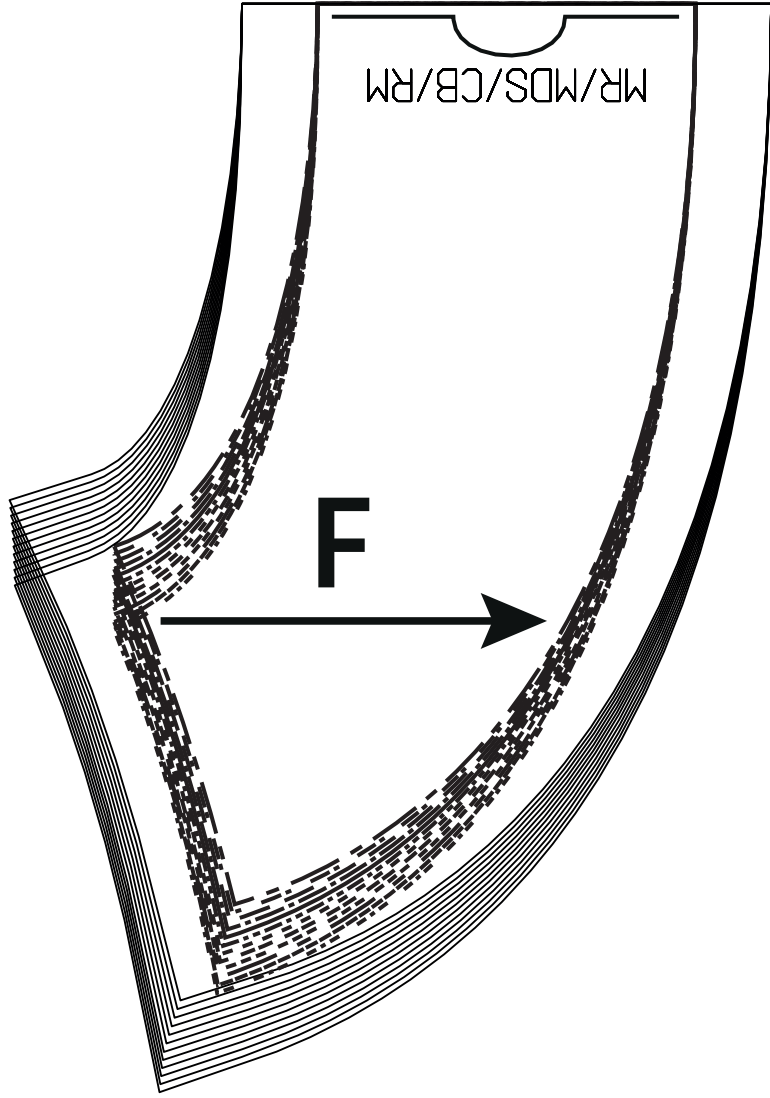
Patroonschema / Schéma du Patron / Pattern Diagram /  
Übersichtsplan zum Zusammenkleben

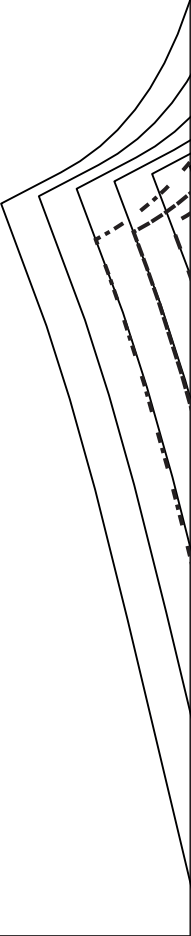
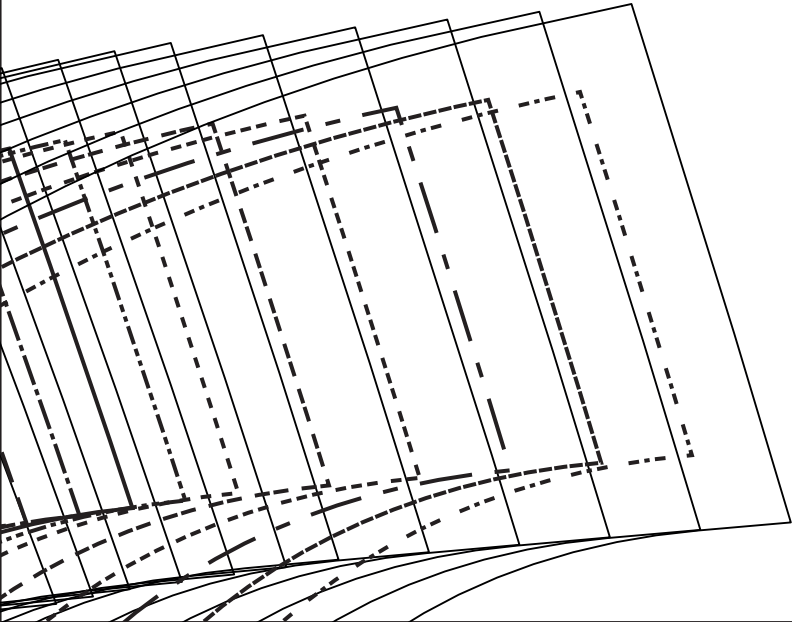
1	<del>2</del>	3	4	5	6	7
8	9	10	11	12	13	14
15	16	17	18	19	20	21
22	23	24	25	26	27	28
<del>29</del>	<del>30</del>	<del>31</del>	32	33	34	35

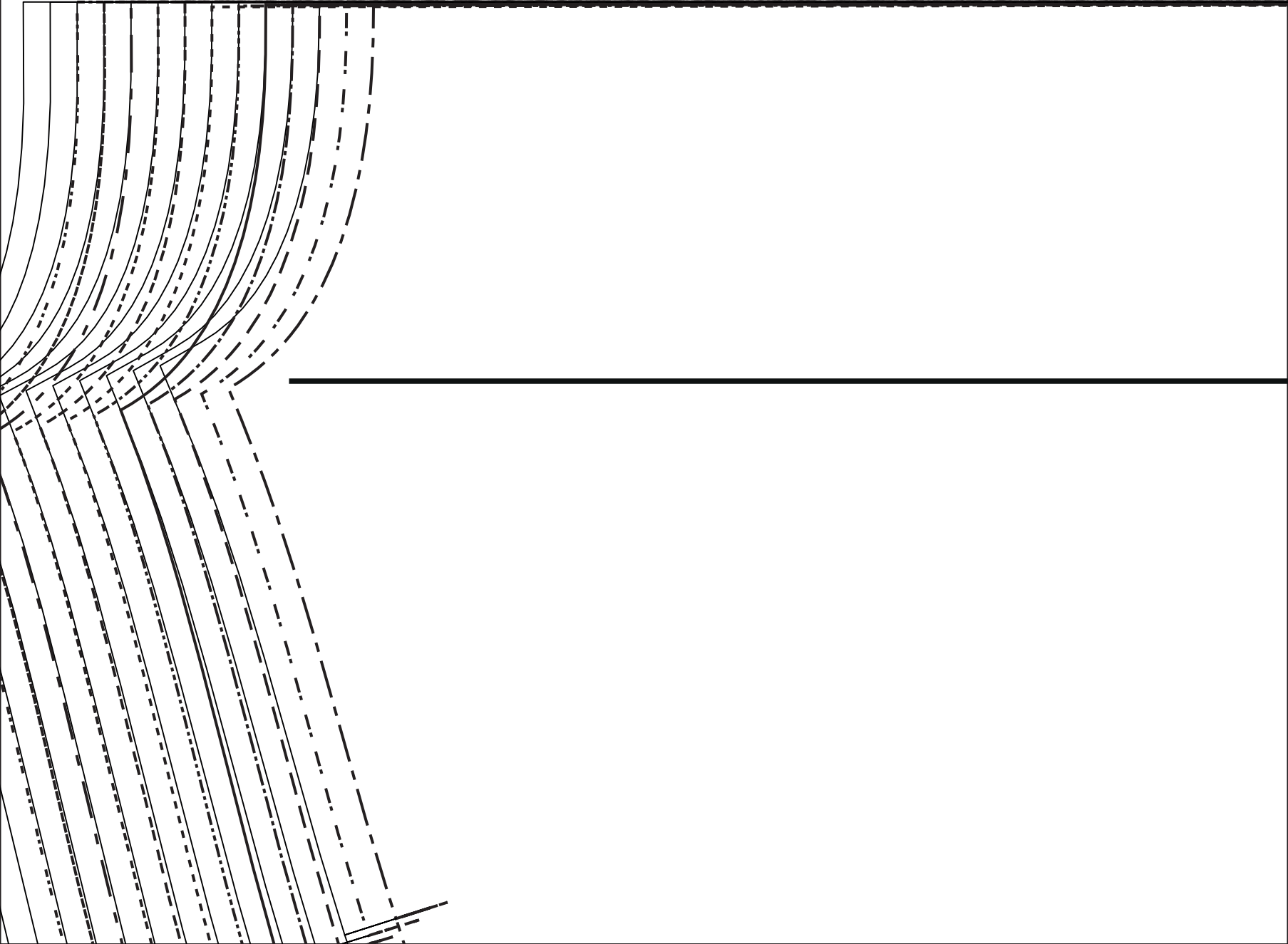
Controlevierkant / Carré de controle  
/ Test square / Kontrollquadrat











MR/MDS/CB/RM



**B**

